
V.I. Vernadsky Crimean Federal University,
Simferopol, Russian Federation.

ANALYSIS OF THE FINANCIAL STATE OF THE REGION ON THE EXAMPLE OF THE MUNICIPALITY OF THE REPUBLIC OF CRIMEA

The article analyzes the approaches of foreign and domestic authors to the analysis of the financial and economic state of the region and substantiates a new approach to the analysis of the financial state of the region. The analysis of the financial condition of the region was carried out on the example of the Chernomorsky region of the Republic of Crimea. Groups of indicators characterizing the financial condition of the region are analyzed, the most significant of them are highlighted. Reasonable conclusions are made.

The Chernomorsky region has a favorable geographical position, the presence of its own natural resources and a high level of skills of the population. Such branches as agriculture, tourism, production and processing of agricultural products, timber industry, construction and mining are developing in the region. As part of the implementation of investment projects, it is planned to create new jobs, improve infrastructure and environmental conditions. One of the major investment projects is the construction of a large seaport, which will promote the development of exports of the region's products and attract new investments. It is also planned to develop tourism infrastructure in the region, build hotel complexes and develop health resorts. All this makes it attractive to investors and contributes to the further development of the region.

The development of small and medium-sized businesses in the Chernomorsky region is an important factor for sustainable economic growth and social development of the region. As part of the support for small and medium-sized businesses in the Chernomorsky region, various programs and support measures have been created, such as tax and fee incentives, the provision of subsidies for business development, the organization of business incubators and technology parks. Trainings, seminars and consultations for entrepreneurs are also held. However, it is necessary to take into account environmental aspects in business development in order to conserve natural resources and ensure environmental safety.

Keywords: financial condition, expenses, incomes, investments, finances of enterprises.

[2, 4–6, 10–14, 16–17, 26],
[1, 4, 8, 15, 18, 23].

, - -
 - -
 , , , -
 .
 : -
 • ; -
 • ; -
 • , ; -
 • , ; -
 • , ; -
 . -
 , -
 . , -
 , , , -
 , , , -
 , , , [4]. -
 , , , -
 69 [1]. 11 -
 , , , [23]. -
 , 1. -
 . -
 , , , -
 , , , -
 . -
 21 -
 : , , -2023- 1

		2021			
•		—60,4%,		230 933,6	∴
•		()—16,3%,	
	62 089,5	∴			
•		()—8,4%,	
	32 240,9	∴			
•		—3,3%,		12 656,8	∴
•		—3,1%		11 858,6	∴
∴					
•		—3,4%,		12 952,8	[25].
		810 198,2			
		—70,0%.		99,0%,	
∴					
•	—27 594,5	∴	100,0%		
•	—215 742,2	∴	97,2%,		
•	—561 625,4	∴	99,1%		
•	—2 222,5	∴	100%	[25].	
2021					
	239 929,4	∴	110%		2020
			28 546,2	∴	15%.
				120 375,2	
∴	118,0%.		2020	142 102,3	
∴	29,2% [20].			32 072,8 513,0	
	2021		1 174 097,35		1 163 588,16
∴	99,1%.	2015			
40%.					
	«		»		
	104 953,17	∴	(106 085,31	∴) 98,9%
	2015		48%.		2021
	«		»		
1 496,39	∴	(1 497,22	∴) 99,9%	2021
					2015
					62% [25].
	«		»		
			2 610,99	∴	(2 612,24
	2021	∴	2015	∴) 100,0%
	[25].				
	«		»		
	24 776,03	∴	98,7%	2021	(25 097,85
2015			14,8%.		∴
	«		»		
	177 015,6	∴	(178 485,99	∴) 99,2%
	2015		85,8% [25].		2021
	«		»		
	592 027,48	∴	99%.	2015	586 329,5
					∴
					29,5%.

/	2	3	4
10	« »	« - »	— 68: — 50, 18.
11	« « - « »	« « »	— 22.
12	« »	« « »	— 24, 20 4
13	« »	« - »	— 23, 9 14
14	« »	« »	: 21.
15	« »	« »	: 21.
16	« »	« »	: 15.
17	« »	« . , , « »	: 26.
18	« »	, » [21]	— 7

* [22]

2, 3, 4, 5

[22].

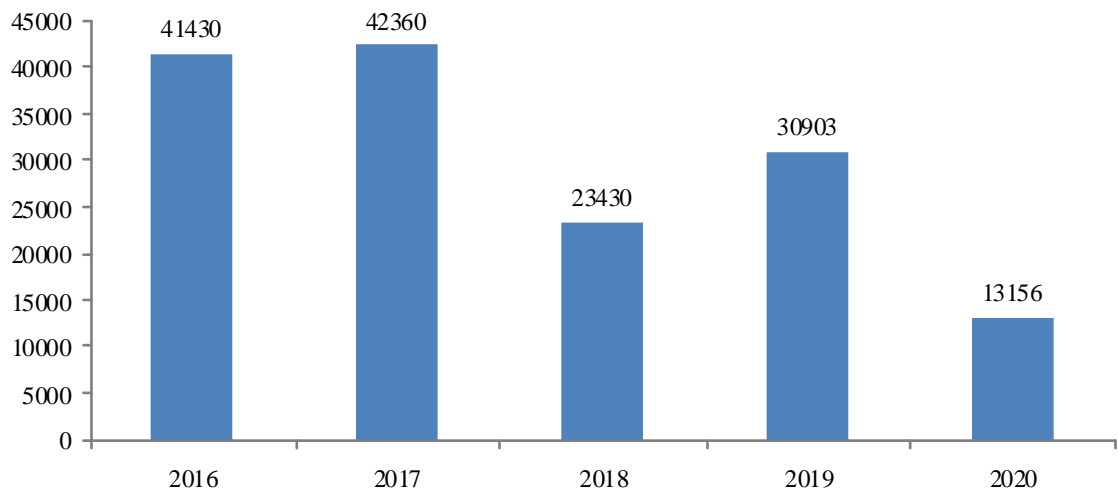
[9].

-
-

19

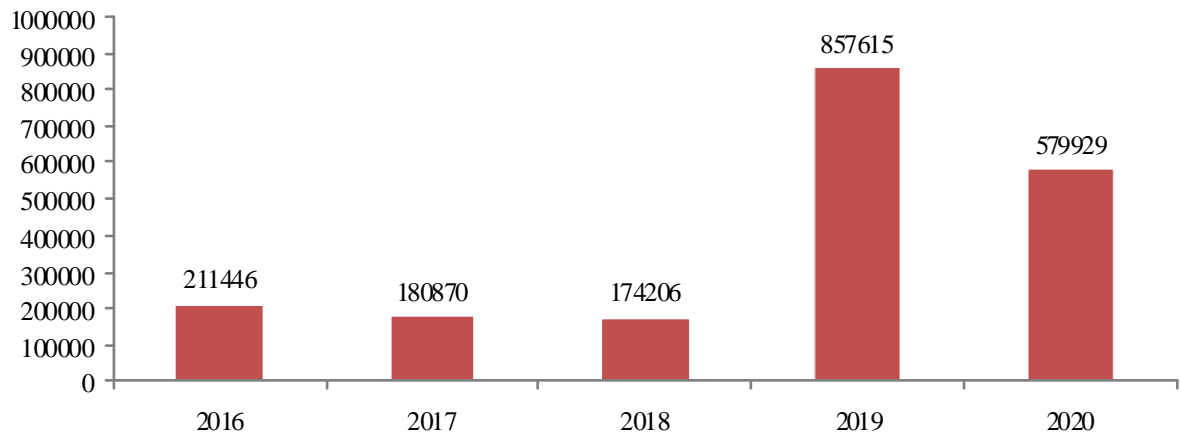
07.10.2014

368



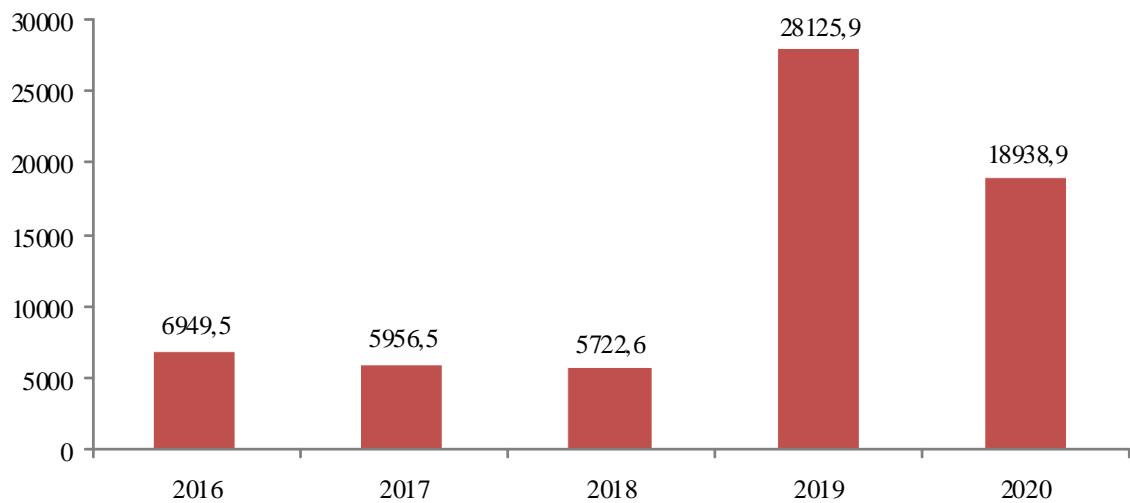
.2.

([21])



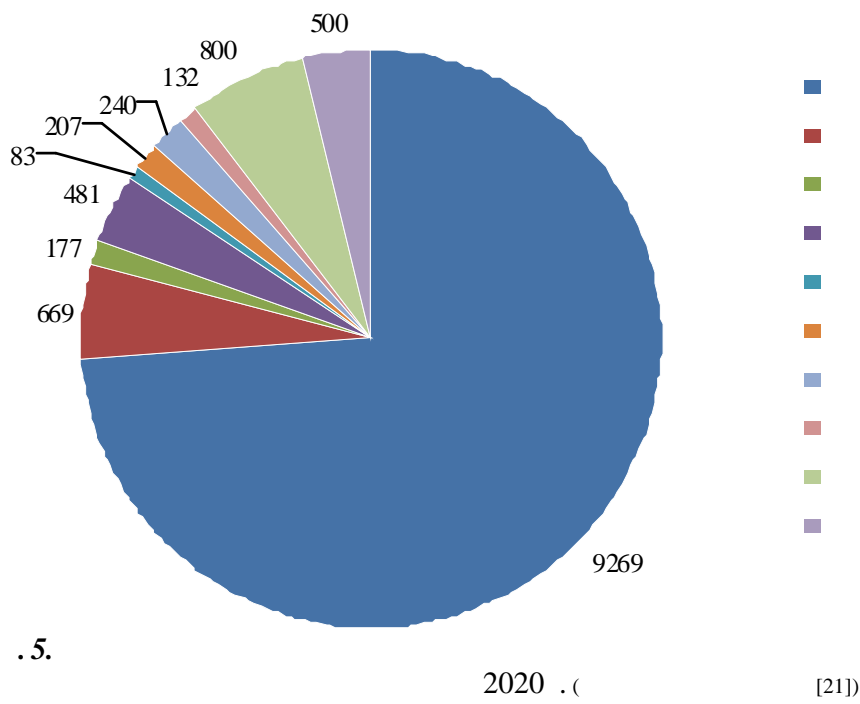
.3.

(;) ([21]) ()



.4.

(;) ([21])



21 408,7 . . [22].

• :
 • (113() 1 19.09.2018 1043);
 • ;
 • ;
 • ;
 • ;
 • ;
 • [22].

29 2014 . (— 377- « » 1 2015 [20].

—25 (31 2039).

—6 .) [22].

(,) [20].

6 2019 . 729, , 1 2022 . (

7 2021 . 2221 « »).

15 % 2-4 %). [19].

[20].

[20].

[3, 19].

1104 1333 229

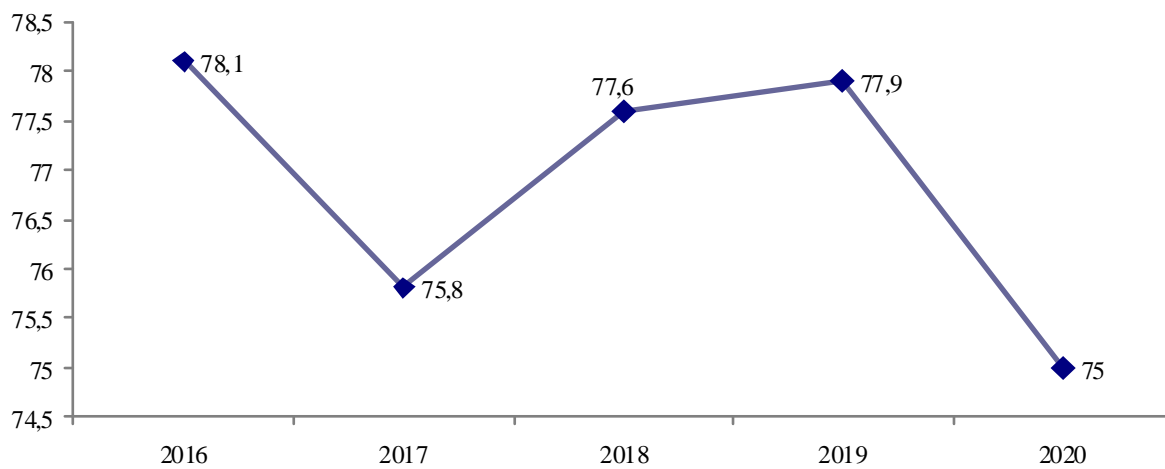
2020 .. , :

2.

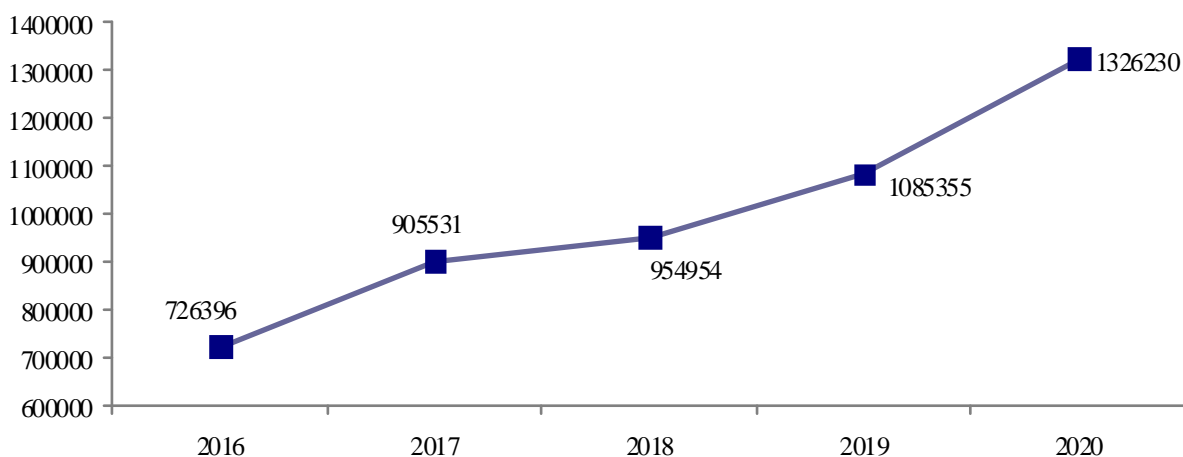
2020 .. , % *

	2017	2018	2019	2020
	397	390	391	392
	240	238	242	242
	223	224	228	228
()	9	6	6	6
	3	3	3	3
	2	2	3	3
()	1	1	1	1
	1	1	1	1
	1	1	0	0
	157	152	149	150
	46	46	46	46
	28	28	28	28
	15	15	15	16
	15	15	13	13
	8	7	8	7
	7	6	6	6
	38	35	33	34

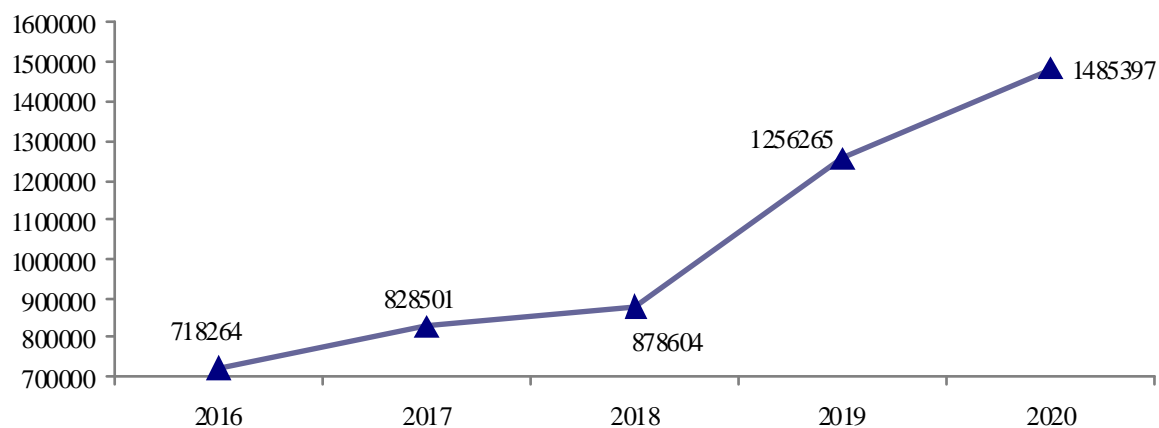
* [14]



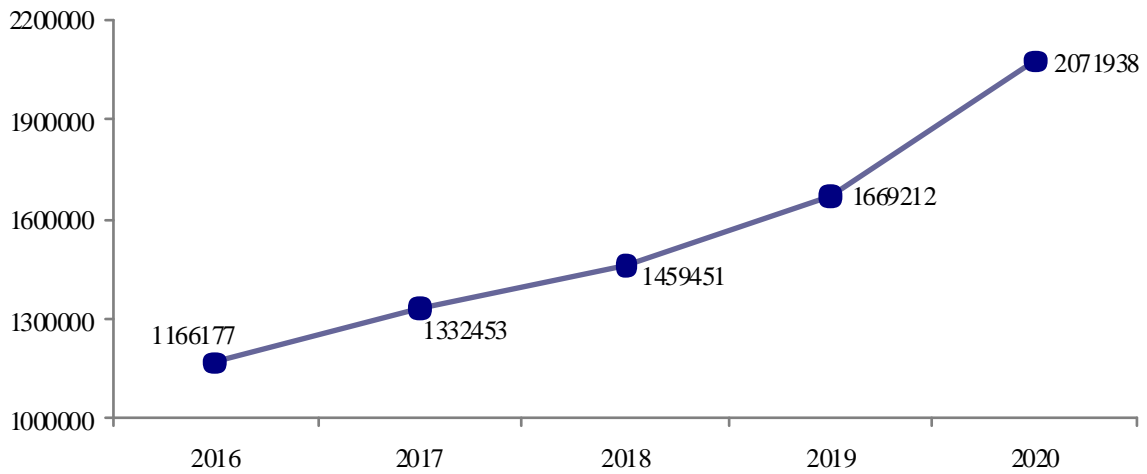
.6. , %
2016–2020 ([21])



.7. 2016–2020 ([21])



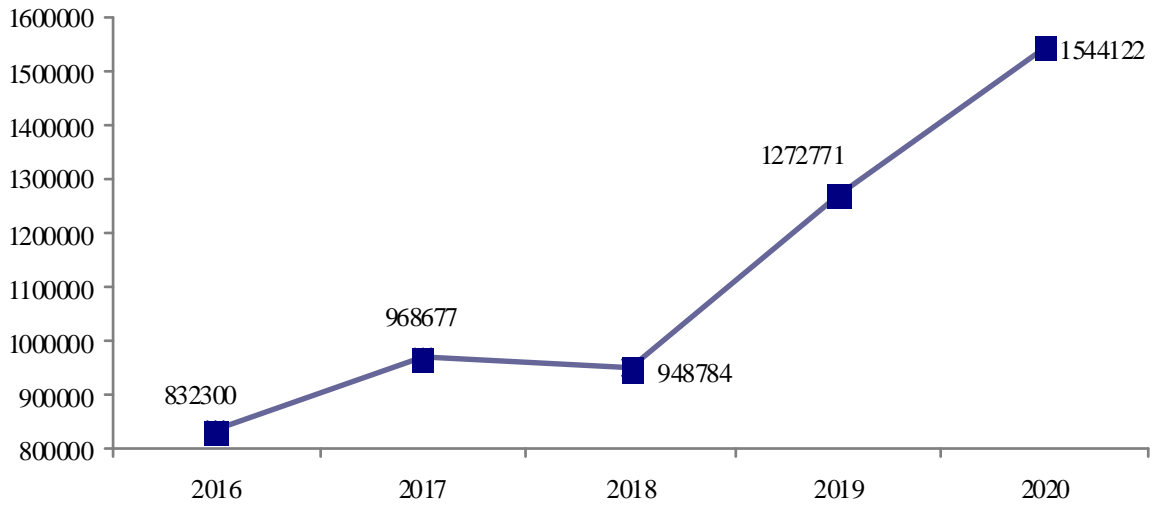
.8. 2016–2020 ([21])



.9.

2016–2020 (-

[21])



.10.

2016–

2020 (

[21])

- : 2016 2017 -
- , 2017 2019 , — , 2019 , 2020 — (.6);
- , 2016 2020 2016 2020 (.7);
- 2016 2020 (.8);
- 2016 2020 (.9);
- 2016 2017 2018 2020 , 2017 2018 (.10).

[20].

«
 , ,
 «
 ».
 , ,
 «
 », [20].
 , ,
 [25].
 , ,
 [20].
 [24].
 ; ;
 , 2016 2021 .
 2021 . 2015 40%. 2021 . 2015
 :« », ,
 »,« »,« - »,« »,«
 , »,« 2021 . 2015 . :«
 »,« » [25].
 18
 33
 : , , -2023- 1

-
1. (FEA) / . . . , . . . -
 , . . . [. . .]// .—2021.— 169.— .99–109. -
 2. , . . . / . . . // .—2017.— 2.— .19–34. -
 3. , . . . 26: .—2017.— 2.— .19–34. -
 4. / . . . , . . . // : , , .—2020.— 2 (51).— .29–39. -
 5. , . . . / . . . // : , , .—2009.— 1 (22).— .175–180. -
 6. 2020.— 4 (53).— .5–15. // : , , .— -
 7. , . . . () / .—2020.— 1 (43).— .17–23. -
 8. / . . . , . . . // : 26: .—2017.— 3.— .116–128. -
 9. , . . . / . . . , . . . // : , , .—2022.— 3 (60).— .132–142. -
 10. // 26: .—2017.— 4.— .140–150. -
 11. , . . . // () / .—2018.— 1 (207).— .29–36. -
 12. , . . . // , .—2019.— 11.— .110–113. -
 13. / . . . , . . . // 26: .—2019.— 2.— .127–136. -
 14. (spark-interfax.ru)[]// (—) : spark-interfax.ru/statistics/city/35256000000(:01.03.2023) -
 - // .—2022.— 1-10.— .213–222. / . . . -

15. // —2020.— 2 (51).— .56–67.
16. // —2022.— .22, 1.— .130–146.
17. // —2020.— .9, 3.— .176–197.
18. 2019622298: .21.11.2019: .06.12.2019 / . . ; [.]; « . . ».
19. // —2021.— 2 (55).— .185–192.
20. 2030 [].— : chero.rk.gov.ru/uploads/txteditor/chero/attachments/d4/1d/8c/d98f00b204e9800998e cf8427e/phpRE3ROM_1.pdf (:01.03.2023).
21. .2020: . / .— ,2020.— 520 .
22. (rk.gov.ru) []// : chero.rk.gov.ru/ru/structure/2022_04_27_11_41_reestr_realizuemykh_investitsionnykh_proektov_na_territorii_chernomorskogo_raiona_respubliki_krym (:01.03.2023).
23. // XXI : .—2014.— 19-1.— .24–34.
24. // Russian Economic Bulletin. — 2021.— .4, 2.— .268–274.
25. (rk.gov.ru) [] : chero.rk.gov.ru/ru/structure/2022_02_01_15_32_statisticheskie_dannye (:01.03.2023).
26. // —2021.— 2.— .127–133.

SPISOK LITERATURY

1. Analiz finansovogo sostoyaniya regiona s pomoshch'yu nechetkoy logiki (FEA) / A.V. Kovalenko, G.V. Kalaydina, V.A. Akin'shina [i dr.] // Politematicheskii setevoy elektronnyy nauchnyy zhurnal Kubanskogo gosudarstvennogo agrarnogo universiteta. — 2021. — 169. — S. 99–109.
2. Anishchenko, Ye.V. Ekonomicheskaya ustoychivost' sub'yektov Federatsii Yuga Rossii / Ye.V. Anishchenko // Vestnik Moskovskogo universiteta. Seriya 26: Gosudarstvennyy audit. — 2017. — 2. — S. 19–34.
3. Borshch, L.M. Finansovoye planirovaniye razvitiya predpriyatiy kak sistema upravleniya yego effektivnost'yu / L.M. Borshch, S.V. Gerasimova // Nauchnyy vestnik: finansy, banki, investitsii. — 2020. — 2 (51). — S. 29–39.
4. Verbinenko, Ye.A. Analiz finansovogo sostoyaniya Murmanskoy oblasti na osnove pokazateley sal'dirovannykh rezul'tatov predpriyatiy i organizatsiy regiona / Ye.A. Verbinenko, R.V. Badylevich // Sever i rynek: formirovaniye ekonomicheskogo poriyadka. — 2009. — 1 (22). — S. 175–180.
5. Vorobyova, E.I. Finansovoye obespecheniye ekonomicheskogo rosta na razlichnykh urovnnyakh ekonomiki v Rossiyskoy Federatsii / E.I. Vorobyova, O.G. Blazhevich // Nauchnyy vestnik: finansy, banki, investitsii. — 2020. — 4 (53). — S. 5–15.
6. Gordeyev, V.A. Regional'nyye finansy poyut grustnyye romansy (Na primere Yaroslavskoy oblasti) / V.A. Gordeyev // Vestnik Ivanovskogo gosudarstvennogo universiteta. Seriya: Ekonomika. — 2020. — 1 (43). — S. 17–23.
7. Yermolenko, A.A. Pravovoye regulirovaniye finansov munitsipal'nykh obrazovaniy: sostoyaniye i perspektivy razvitiya / A.A. Yermolenko, Yu.P. Kuzyakin // Vestnik Moskovskogo universiteta. Seriya 26: Gosudarstvennyy audit. — 2017. — 3. — S. 116–128.
8. Izotova, Z.A. Metodika otsenki urovnya sotsial'no-ekonomicheskogo razvitiya munitsipal'nykh obrazovaniy Respubliki Krym / Z.A. Izotova // Nauchnyy vestnik: finansy, banki, investitsii. — 2022. — 3 (60). — S. 132–142.
9. Investitsii — osnova uskorennoy sotsial'no-ekonomicheskogo razvitiya Rossiyskoy Federatsii. Analiz investitsionnykh osobennostey na primere Kryma / T.D. Deriglazova, A.G. Kul'bak, S.I. Pol'skaya, Ye.V. Shul'ga // Vestnik Moskovskogo universiteta. Seriya 26: Gosudarstvennyy audit. — 2017. — 4. — S. 140–150.

10. Kadomtseva, S.V. Gosudarstvennyye finansy i kachestvo zhizni naseleniya regionov (na primere DFO) / S.V. Kadomtseva, N.Yu. Pivkina // Uroven' zhizni naseleniya regionov Rossii. — 2018. — 1 (207). — S. 29–36.
11. Kemeldinova, Zh.M. Finansy regionov i ikh rol' v sotsial'no-ekonomicheskom razvitii gosudarstva / Zh.M. Kemeldinova, G.M. Ermekova // Nauka, novyye tekhnologii i innovatsii Kyrgyzstana. — 2019. — 11. — S. 110–113.
12. Klimanov, V.V. Napravleniya transformatsii gosudarstvennogo finansovogo kontrolya na sovremennom etape / V.V. Klimanov, S.M. Kazakova // Vestnik Moskovskogo universiteta. Seriya 26: Gosudarstvennyy audit. — 2019. — 2. — S. 127–136.
13. Kompanii Chernomorskogo Respubliki Krym — statistika organizatsiy, katalog i reyting top kompaniy. Polnaya informatsiya o predpriyatiyakh Chernomorskogo (Respublika Krym) po otraslyam na SPARK-Interfaks (spark-interfax.ru) [Elektronnyy resurs] // Ofitsial'nyy sayt — Rezhim dostupa: spark-interfax.ru/statistics/city/3525600000 (data obrashcheniya: 01.03.2023)
14. Kostenko, A.P. Regional'nyye finansy — sostavnaya chast' finansovoy sistemy Rossii / A.P. Kostenko // Nauchnyy al'manakh Tsentral'nogo Chernozem'ya. — 2022. — 1-10. — S. 213–222.
15. Mashyanova, E.E. Otsenka finansovoy bezopasnosti Respubliki Krym / E.E. Mashyanova, E.A. Smirnova // Nauchnyy vestnik: finansy, banki, investitsii. — 2020. — 2 (51). — S. 56–67.
16. Novoselov, A.S. Regional'nyye i munitsipal'nyye finansy v strategicheskoy planirovani / A.S. Novoselov, A.V. Faleyev // Mir ekonomiki i upravleniya. — 2022. — T. 22, 1. — S. 130–146.
17. Pasyukov, A.F. Finansovoye sostoyaniye rossiyskikh regionov: individualizatsiya ugroz / A.F. Pasyukov // Nauka Krasnoyarsk'ya. — 2020. — T. 9, 3. — S. 176–197.
18. Pokazateli otsenki finansovoy bezopasnosti munitsipal'nykh obrazovaniy: Svidetel'stvo o gosudarstvennoy registratsii bazy dannykh 2019622298: zayavl. 21.11.2019: opubl. 06.12.2019 / D.D. Burkaltseva, E.I. Vorobyova, O.V. Boychenko [i dr.]; zayavitel' Federal'noye gosudarstvennoye avtonomnoye obrazovatel'noye uchrezhdeniye vysshego obrazovaniya «Krymskiy federal'nyy universitet imeni V.I. Vernadskogo».
19. Polskaya, S.I. Predprinimatel'stvo v rekreatsionnoy sfere v usloviyakh ogranicheniy kak na urovne gosudarstva, tak i na urovne regiona / S.I. Polskaya, M.V. Kozin // Nauchnyy vestnik: finansy, banki, investitsii. — 2021. — 2 (55). — S. 185–192.
20. Proyekt strategii sotsial'no-ekonomicheskogo razvitiya munitsipal'nogo obrazovaniya Chernomorskiy rayon Respubliki Krym do 2030 goda [Elektronnyy resurs]. — Rezhim dostupa: chero.rk.gov.ru/uploads/txtditor/chero/attachments/d4/1d/8c/d98f00b204e9800998e cf8427e/phpRE3R0M_1.pdf (data obrashcheniya: 01.03.2023).
21. Regiony Respubliki Krym. 2020: Stat. sb. / Krymstat. — Simferopol', 2020. — 520 s.
22. Reyestr realizuyemykh investitsionnykh proyektov na territorii Chernomorskogo rayona Respubliki Krym. Chernomorskiy rayon. Ofitsial'nyy portal (rk.gov.ru) [Elektronnyy resurs] // Ofitsial'nyy porta. — Rezhim dostupa: chero.rk.gov.ru/ru/structure/2022_04_27_11_41_reestr_realizuyemykh_investitsionnykh_proyektov_na_territorii_chernomorskogo_raiona_respubliki_krym (data obrashcheniya: 01.03.2023).
23. Sakayeva, E.Z. Analiz finansovogo sostoyaniya predpriyatiy klastera uslug zhizneobespecheniya regiona / E.Z. Sakayeva, L.N. Abramova // Ekonomika i upravleniye v XXI veke: tendentsii razvitiya. — 2014. — 19-1. — S. 24–34.
24. Saltanova, A.G. Osobennosti vliyaniya sel'skokhozyaystvennykh resursov na finansovoye sostoyaniye predpriyatiy APK v razreze sistem regionov yuga Rossii / A.G. Saltanova // Russian Economic Bulletin. — 2021. — T. 4, 2. — S. 268–274.
25. Statisticheskiye dannye. Chernomorskiy rayon. Ofitsial'nyy portal (rk.gov.ru) [Elektronnyy resurs] // Ofitsial'nyy porta. — Rezhim dostupa: chero.rk.gov.ru/ru/structure/2022_02_01_15_32_statisticheskie_dannye (data obrashcheniya: 01.03.2023).
26. Tokayev, N.Kh. Samodostatochnost' regional'nykh ekonomik: teoreticheskaya obosnovannost', real'naya sodержatel'nost' i statusnaya protivorechivost' / N.Kh. Tokayev, T.I. Tokayeva // Vestnik Moskovskogo universiteta. Seriya 26: Gosudarstvennyy audit. — 2021. — 2. — S. 127–133.

23 2023

27 2023