

Shutaieva Elena Alekseevna,
PhD in Economics, Associate Professor,
Associate Professor of the Department of World Economy,
Institute of Economics and Management (structural subdivision),
V.I. Vernadsky Crimean Federal University,
Simferopol, Russian Federation.

Pobirchenko Viktoriya Viktorovna,
PhD in Geography, Associate Professor,
Associate Professor of the Department of World Economy,
Institute of Economics and Management (structural subdivision),
V.I. Vernadsky Crimean Federal University,
Simferopol, Russian Federation.

:

WORLD OIL MARKET: ANALYSIS OF PRODUCTION AND DEMAND, RUSSIA'S POSITION

COVID-19,

The article analyzes the state of the world oil market. It is shown that modern problems and dilemmas of the oil market development are mediated by institutional and technological shifts on a global scale, within the contours of which the structure

and mechanism of oil market pricing are formed corresponding to the changes. Analysis of the dynamics of quantitative indicators characterizing fluctuations in the oil market made it possible to reveal the essence of the transformation, assess the changes taking place in the world oil market, and show the role of OPEC from the standpoint of the regulating factor of temporary shocks in the short term. The main directions of the transformation of the world oil market have been identified in connection with the change in the role of the main players, caused by changes in the macroeconomic and geopolitical situation, the dynamics of the dollar exchange rate and the state of financial markets, the spread of the coronavirus infection COVID-19, and increased international competition. It is shown that a new circle of leading market participants is being formed and strengthened, their role in achieving market equilibrium is changing. The main players in the oil market, the United States, Saudi Arabia and Russia, have not only resource and geological potential, but also a wide range of related factors, including a mechanism for making strategic decisions.

The current situation on the world oil market complicates the conditions for Russia's activity on it, maintaining its leading positions. An analysis of Russia's competitive advantages in the world oil market, based on significant resource potential, showed their institutional basis: a developed export infrastructure, a diversified distribution system, integral partnerships united in a petrochemical cluster. It is shown that thanks to the crisis, the Russian oil sector has received every reason to reassess the energy strategy, the prospects of the industry, its structure and reorganization tasks, taking into account the need to ensure the stability of the industry to any external influences.

Keywords: world market, world oil market, energy resources, oil producers, oil exporters, oil crisis.

« »

30 %

[7], [8; 9], [5; 11], [20; 23]

[2], [10], [4], [13], [16]

1706 (50 %)

(3,5), (71, 64, 61 37 %) (. 1) [25].

2020 . - 300

20 % (15,5 %) — 267

171

I.

*

	2010 ..	2010 .. %	2019 ..	2019 .. %	2020 ..	2020 .. %	2020 .. 2010 .., %
	1258,8	100,0	1696,5	100,0	1706,7	100,0	35,6
	75,6	6,0	301,9	17,8	302,8	17,7	300,5
	262,7	21,1	266,6	15,7	267,0	15,6	1,6
	49,9	4,0	171,6	10,1	167,9	9,8	236,5
	94,5	7,5	157,3	9,3	155,6	9,1	64,7
	123,1	9,8	142,5	8,4	145,0	8,5	1,2
	116,2	9,2	102,4	6,0	80,0	4,7	-31,2
	97,3	7,7	101,5	6,0	101,5	6,0	4,3
	97,8	7,8	97,8	5,8	97,8	5,7	0
	30,2	2,4	48,4	2,9	38,0	2,2	25,8
	30,4	2,4	48,0	2,8	48,0	2,8	57,9

* [25]

— , 50 %

[2].

2020 .

[3].

(. 2).

: (5 %), (8 %)

2.

*

	2010 ..	2010 .. %	2019 ..	2019 .. %	2020 ..	2020 .. %	2020 .. 2010 .., %
	85867	100,0	96564	100,0	95003	100,0	10,6
	20847	24,3	19641	20,3	19531	20,6	-6,3
	7454	8,7	12132	12,6	12381	13,0	66,1
	2779	3,2	4503	4,7	4164	4,4	49,8
	5214	6,1	4147	4,3	4037	4,3	-22,6
	2286	2,7	3919	4,1	3868	4,0	69,2
	2775	3,2	3209	3,3	3137	3,3	13,0
	2168	2,5	3176	3,3	3018	3,3	39,2
	2332	2,7	2769	2,9	2577	2,7	10,5
	2613	3,0	2410	2,5	2340	2,5	-10,4
	2281	2,7	2299	2,4	2343	2,4	2,7

* [22; 25]

(22 %). (19 %)

(16 %) [7].

2010–2020 . 12 %: 82,5 98,5

2020 2019 ., 98,5 102,1

2019 . 2019 .

0,8 %.

(-1,67 2019 .), (-1,89 2019 .) [29].

+1,5 %

2019 . (-4,3 % -2,3 % 3,4 %).

[10].

2019

13 2020 .—

11 2019 . 28,7

2020 . 25,5

2019 . 11,3 (47,7),

2020 . 10,2 (.3).

3. *

	2010 .,	2010 .,	2019 .,	2019 .,	2020 .,	2020 .,	2020 .,
		%		%		%	2020 .,
							2010 .,
							%
	82519	100,0	92150	100,0	91704	100,0	11,1
	6825	8,3	12757	13,4	12354	13,9	81,0
	10761	13,0	12349	13,4	11986	13,1	11,4
	9823	11,9	11227	12,2	10981	12,0	11,8
	4295	5,2	4600	5,0	3897	4,2	-9,3
	2012	2,4	4465	4,8	4031	4,4	100,3
	3215	3,9	4460	4,8	4389	4,8	36,5
	3101	3,8	4073	4,4	3928	4,3	26,7
	3716	4,5	3999	4,3	4309	4,7	6,0
	1809	2,2	2605	2,8	2525	2,7	39,6
	3693	4,5	2456	2,7	2587	2,8	-30,0

* [30]

2020

2021 .

25,5 (+0,18

).

+

(

21,8

).

(+0,1

).

22,1

0,4

2021 . (+0,09 2020 .),
 9,1
 0,49 2,08
 2020 .
 1,2 (-0,05
 2020 .) — 1,3
 (-0,03 2020 .).
 0,17 [28].
 [4]. 2020 . 26 %
 2010 . — 27,6 %).
 3,6) (87 %) [8].
 13 %
 (. 4).

4.

*

	2010 ., %	2010 ., %	2019 ., %	2019 ., %	2020 ., %	2020 ., %	2020 ., 2010 ., %
	54582	100,0	65462	100,0	62874	100,0	15,2
	6793	12,4	8635	13,2	8455	13,4	24,5
	8311	15,2	8529	13,0	8017	12,7	-3,5
	1321	2,4	4725	7,2	4521	7,2	242,2
	2336	4,3	3911	6,0	3841	6,1	64,4
	2109	3,9	1403	2,1	1326	2,1	-37,1
	54617	100,0	65502	100,0	62874	100,0	15,1
	13606	24,9	14212	21,7	13959	22,2	2,6
	13653	25,0	10067	15,4	9450	15,0	-30,8
	3894	7,1	9223	14,1	8333	13,2	114,0
	2628	4,8	4884	7,5	4357	6,9	65,8
	5246	9,6	4182	6,4	4332	6,9	-17,4

* [23; 29]

[24]. —21,6
 13,8 % (65 %)
 —4,6 3,2 % [27].
 50 % 10 %
 [30].

[1].

[16].

82 %

2019 2020 .(.5).

5.

*

	2019 .	2021 .	2019 .	2020 .	2020 .	2019 .	2020 .	2020 .
	1,013	0,864	1,017	1,012	0,856	0,004	-0,001	-0,008
	1,481	1,249	1,408	1,374	1,168	-0,073	-0,107	-0,081
	0,179	0,153	0,22	0,196	0,182	0,041	0,017	0,029
	4,462	3,804	4,569	4,501	3,852	0,107	0,039	0,048
	0,311	0,266	0,327	0,293	0,269	0,016	-0,018	0,003
	2,669	2,297	2,709	2,665	2,297	0,04	-0,004	0
	1,753	1,495	1,751	1,776	1,373	-0,002	0,023	-0,122
	3,012	2,59	3,063	3,034	2,576	0,051	0,022	-0,014
	10,144	8,993	9,679	9,733	8,965	-0,468	-0,411	-0,028
	0,122	0,104	0,121	0,124	0,126	-0,001	0,002	0,022
10	25,146	21,815	25,401	25,244	21,663	0,255	0,098	-0,152
	—	—	2,095	2,086	2,022	—	—	—
	—	—	1,14	0,796	1,215	—	—	—
	—	—	0,732	0,733	0,415	—	—	—
13	—	—	29,368	28,859	25,315	—	—	—

*

[26; 28]

2019 .) (0,9 . 2019 . +5,4 %
 (0,15 . 2019 . 20,5 %
 2019 .) ,
 (0,18 . , +1,7 %
 2019 .), (0,15 . 2019 . -10,4 %
 2019 .) (-0,15 . -30,4 %
 2019 .)[27].

175

2021 . 18,6
 (0,6 . 2020 .)
 (0,4 . 2020 . -17 %
 2020 .) 6,2 (0,3 . 2020 . -
 30 % 2020 .) 1,4 . — 2,6 [28].
 2020 , -
 [15].
 (.6).

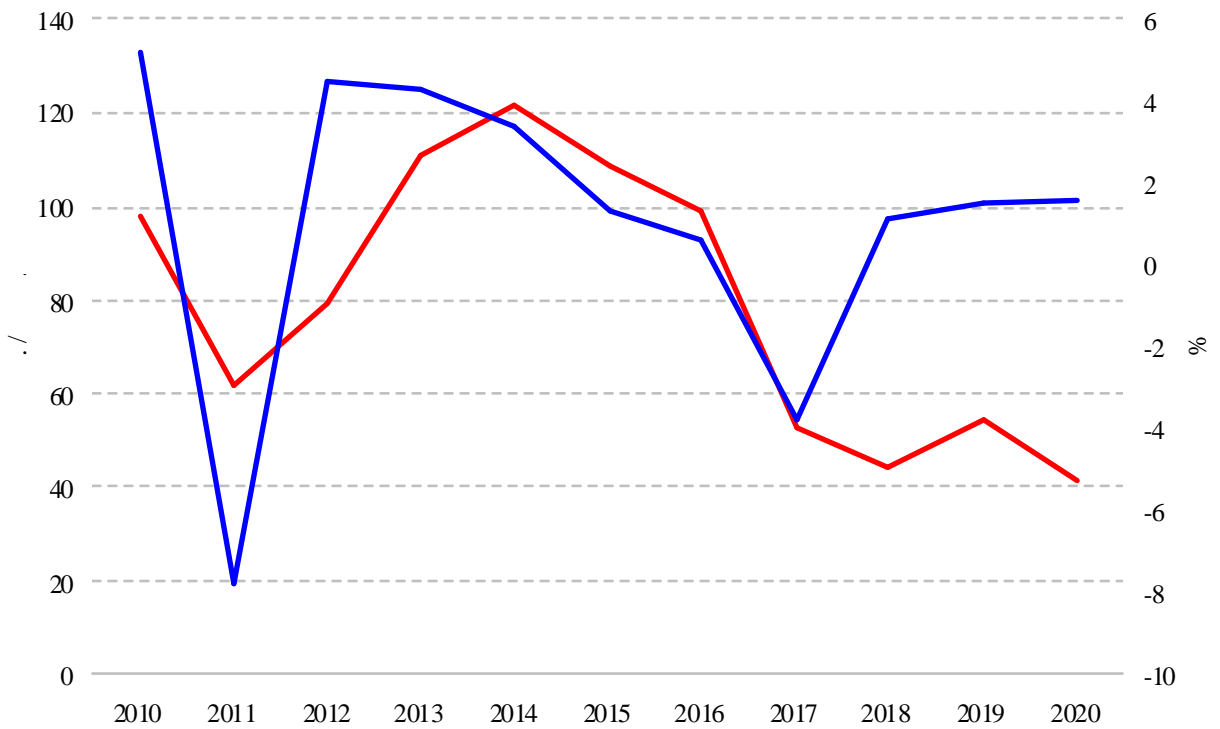
6.

*

	2016 .	2017 .	2018 .	2019 .	2020 .	2020 . 2016 ., %
	526,8	534,3	547,6	546,8	555,9	5,5
	288,9	282,9	280,6	279,9	287,0	-0,6
, %	72,3	74,3	79,2	81,3	83,4	15,3
	38,4	39,3	40	39,2	39,4	2,6
	77,3	76,2	76,3	76,8	77,5	0,2
	221,8	241,8	254,2	257,0	257,7	16,2
	17,4	15,9	17,2	18,7	20	14,9
	986	1080	1210	1391	1425	44,5

* [14; 21; 23; 24]

2021 285 , -
 :3 , -
 () ; 98
 () ; 184 ,
 80 () -
 . 2020 . 2,5 %
 7 -
 280 ,
 2020 . 257 , -
 2019 . 0,7 (0,3 %).
 , COVID-19
 1, , 2016-2017 ,
 , 2018
 , 2016 . 30 %,
 , 2019 40 %.
 176



I.
[18; 19; 24])

2020
2020 .
2019 ..
16,5
0,5
-2021- 2

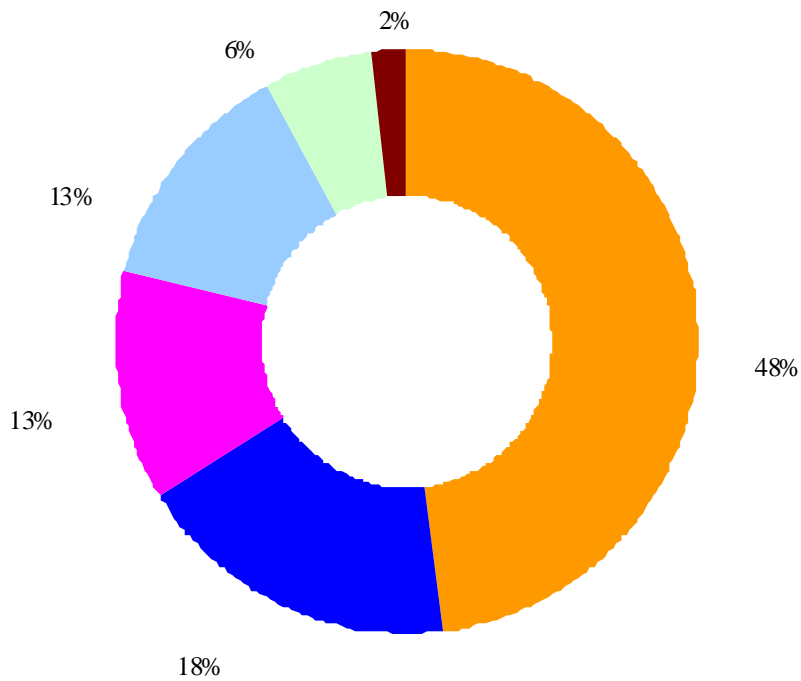
85 %
15 %,
— 3,5 %
7,
(1,7 % 9,1)
« » (1,3), « » (1,3)
« » (1,7) « » (1)
« » (0,3) [9].
(),
2020 . , 2020 .
— « » , « » « » (.2). 2020 .
+

2020 . * 7.

2016-

	2016 .,	2017 .,	2018 .,	2019 .,	2020 .,	2020 ., %	2020 ., 2016 ., %
'	883,5	974,2	980,8	994,0	988,1	100,0	11,8
	371,0	446,4	445,2	447,5	441,4	44,7	19,0
« »	86,1	87,2	86,2	83,4	81,7	8,3	-5,1
« »	116,2	191,3	189,7	190,2	188,7	19,1	62,4
« »	31,7	33,9	34,9	37,8	39,5	4,0	24,6
« »	61,4	62,3	62,3	62,5	60,5	6,1	-1,5
« »	26,7	27,4	27,8	29,1	28,9	2,9	8,2
« »	15,8	18,5	20,4	21,9	20,6	2,1	30,4
« »	18,9	16,9	16,1	15,4	14,3	1,5	-24,3
« »	14,2	8,9	7,8	7,2	7,0	0,7	-50,7
	59,9	71,3	78,9	87,6	89,0	9,0	48,6
	15,8	14,8	15,9	16,4	16,5	1,7	4,4

* [18]



. 2.
[18])

, 2020 ., % (

36 %

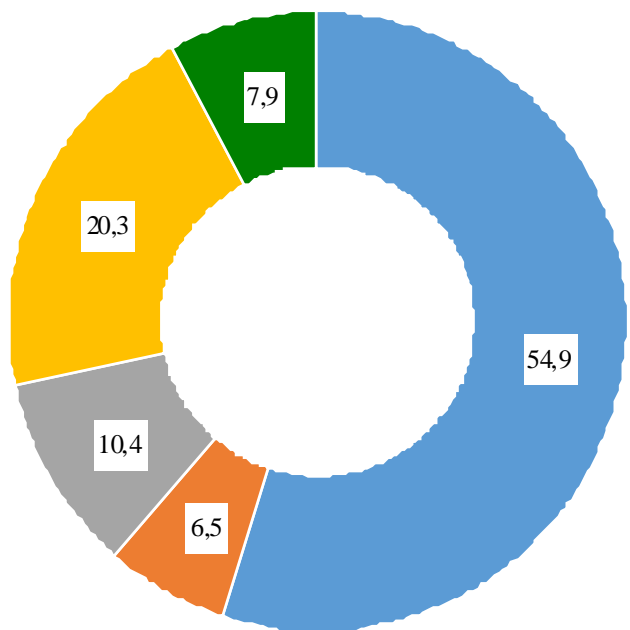
37

323

2016 2020 .
- — 8

178





- - , ,
- ,
- ,
- ,
- ,

. 4. « « », % ([18])

97 . , 2020 . , 94,6 %

5,4 % « »

2020 . , 56,7 . 2019 . , 27,2

« »

2020 « » 9,63 22 %.

COVID-19.

« » — , -

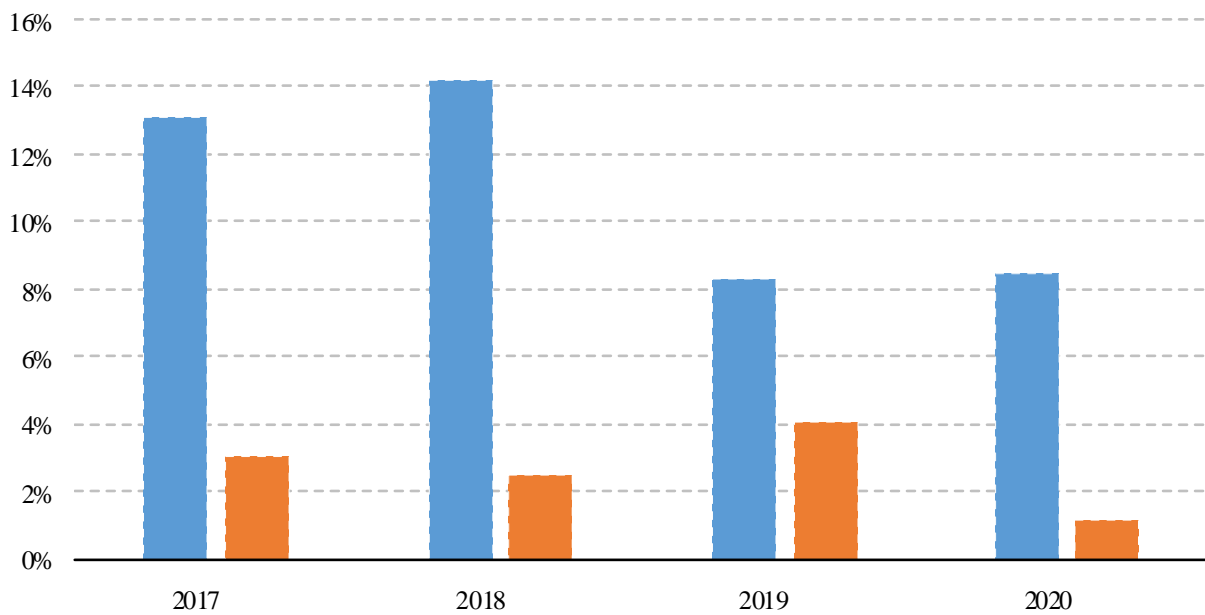
« » 5

« » , « » : « » ,

« » , « » « »

« » , « »

« » , « » 80 % « » [21].



. 5.

[18]

2020 .) , + (8,2 [6].

+ G20

20

(81 % 2020 .),

(32 % COVID-19,

« »

1.

// COVID-19

2. 2020 .— : « II » (.), 2020. — .14-17. [cyberleninka.ru/article/n/mirovoy-rynok-nefti-osnovnye-tendentsii (:4-6.05.2021).
3. / // : .—2020.— 6.— .12-17. [cyberleninka.ru/article/n/sovremennyy-etap-razvitiya-mirovoy-energetiki (:4-6.05.2021).
5. / // 1: .—2019.— 1 (28).— .15-20.
6. : COVID-19 [energy.skolkovo.ru/downloads/documents/SEneC/Research/SKOLKOVO_EneC_COVID19_and_Energy_sector_RU.pdf (:4-6.05.2021).
7. [: www.kommersant.ru/doc/4323092]// .—2020.— 10.—21 .— :4-6.05.2021).
8. // 5 . .4: ; [.]; (-) - (-) .— : - ,2017.— .328-349.
9. [« » /]// .—2016.— 6 (51).— .115-123. — : cyberleninka.ru/article/n/mirovoy-rynok-nefti-poisk-ravnovesiya-v-usloviyah-novoy-neftyanoy-realnosti (:4-6.05.2021).
10. [.— : ,2020.— 224 c. — : www.imemo.ru/files/File/ru/publ/2020/2020-020.pdf (:4-6.05.2021).
11. / // 1: .—2018.— 4 (27).— .7-14.
12. : www.nifi.ru/images/FILES/energo/2021/oilmarket_february2021.pdf (:4-6.05.2021).
13. [.—2017.— .10. 8.— .877-894. — : doi.org/10.24891/fa.10.8.877 (:4-6.05.2021).
14. / // .—2017.— 1.— .43-59.
15. // .—2016.— 2-2 (67-2).— .188-193.
16. // .—2020.— .15. 3.— .282-306.
17. / // .—2019.— 6 (258).— .12-18.
18. : .— : ,2021.— 150 .
19. — 2020 [.— : www.gks.ru/bgd/free/B04_03/IssWWW.exe/Stg/d02/221.htm (:4-6.05.2021).
20. / , , // .—2018.— 4.— .4-12.

21. — 2017. — 3. — 25–27.
22. 2020 []. — : media-publications.bcg.com/The-Oil-Price-Shocks-of-2020-RUS.pdf (: 4–6.05.2021).
23. — 2018. — 2. — 12–20.
24. 2020. []// : ac.gov.ru/uploads/2-Publications/energo/energo_dec_2020.pdf (: 4–6.05.2021).
25. Annual Energy Outlook 2021 with projections to 2050 [Electronic Resource]. — Access Mode: www.eia.gov/outlooks/aeo/ (date of the application: 4–6.05.2021).
26. Crude oil imports vs. exports, World 1990–2018 [Electronic Resource]. — Access Mode: www.iea.org/fuels-and-technologies/oil (date of the application: 4–6.05.2021).
27. International Energy Outlook 2020 [Electronic Resource]. — Access Mode: www.eia.gov/outlooks/ieo/ (date of the application: 4–6.05.2021).
28. OPEC raises 2021 oil demand forecast with more supply on the way [Electronic Resource]. — Access Mode: www.spglobal.com/platts/en/market-insights/latest-news/oil/041321-opec-raises-2021-oil-demand-forecast-with-more-supply-on-the-way (date of the application: 4–6.05.2021).
29. Statistical Review of World Energy 2020 [Electronic Resource]. — Access Mode: www.bp.com/content/dam/bp/business-sites/en/global/corporate/pdfs/energy-economics/statistical-review/bp-stats-review-2020-full-report.pdf (date of the application: 4–6.05.2021).
30. World Oil Outlook [Electronic Resource]. — Access Mode: www.opec.org/opec_web/en/publications/340.htm (date of the application: 4–6.05.2021).

SPISOK LITERATURY

1. Akimov A.A. Adaptatsiya rossiyskogo neftyanogo rynka k posledstviyam Vsemirnoy pandemii, sovместno s neftyanoy voynoy / A.A. Akimov // COVID-19 i sovremennoye obshchestvo: sotsial'no-ekonomicheskiye posledstviya i novyye vyzovy: sbornik statey II Mezhdunarodnoy nauchno-prakticheskoy konferentsii, Penza, 07 sentyabrya 2020 goda. — Penza: «Nauka i Prosveshcheniye» (IP Gulyayev G.Yu.), 2020. — S. 14–17.
2. Bobylev Yu.N. Mirovoy rynek nefti: osnovnyye tendentsii / Yu.N. Bobylev [Elektronnyy resurs] // Ekonomicheskoye razvitiye Rossii. — 2017. — Tom 27. — 2. — S. 26–29. — Rezhim dostupa: cyberleninka.ru/article/n/mirovoy-rynek-nefti-osnovnyye-tendentsii (data obrashcheniya: 4–6.05.2021).
3. Volotkovskaya N.S. Mirovoy rynek energeticheskikh resursov: analiz proizvodstva i sprosa na energonositeli, perspektivy sektora / N.S. Volotkovskaya, Yu.A. Volotkovskaya, A.S. Semenov // Sovremennaya nauka: aktual'nyye problemy teorii i praktiki. Seriya: Ekonomika i pravo. — 2020. — 6. — S. 12–17.
4. Ivanov A.S. Sovremennyy etap razvitiya mirovoy energetiki / A.S. Ivanov, I. Ye. Matveyev [Elektronnyy resurs] // Rossiyskiy vneshneekonomicheskii vestnik. — 2019. — 3. — S. 87–100. — Rezhim dostupa: cyberleninka.ru/article/n/sovremennyy-etap-razvitiya-mirovoy-energetiki (data obrashcheniya: 4–6.05.2021).
5. Imangozhina Z.A. Mezhdunarodnoye ekonomicheskoye sotrudnichestvo stran persidskogo zaliva v gazovom sektore / Z.A. Imangozhina, Sh.U. Niyazbekova // Vestnik Moskovskogo universiteta im. S.Yu. Vitte. Seriya 1: Ekonomika i upravleniye. — 2019. — 1 (28). — S. 15–20.
6. Koronakrizis: vliyaniye COVID-19 na TEK v mire i v Rossii [Elektronnyy resurs]. — Rezhim dostupa: energy.skolkovo.ru/downloads/documents/SEneC/Research/SKOLKOVO_EneC_COVID19_and_Energy_sector_RU.pdf (data obrashcheniya: 4–6.05.2021).
7. Kudrin A.L. Mirovoy rynek nefti: faktory i tipy tsenovykh shokov / A.L. Kudrin [Elektronnyy resurs] // Kommersant" Nauka. — 2020. — 10. — 21 aprelya. — Rezhim dostupa: www.kommersant.ru/doc/4323092 (data obrashcheniya: 4–6.05.2021).
8. Malova T.A. Faktory i tendentsii, opredelyayushchiye paradigmu razvitiya global'nogo rynka nefti / T.A. Malova // sb. materialov KH Konventa RAMI V 5 t. T. 4: Rossiya i sovremennyy mir: ekonomika i pravo. V 2 ch. CH. 1 / pod obshch. red. A.V. Mal'gina; [nauch. red.: I.N. Platonova i dr.]; Mosk. gos. in-t mezhdunar. otnosheniy (un-t) M-va inostr. del Ros. Federatsii, Ros. assotsiatsiya mezhdunar. issledovaniy (RAMI). — Moskva: MGIMO–Universitet, 2017. — S. 328–349.
9. Malova T.A. Mirovoy rynek nefti: poisk ravnovesiya v usloviyakh novoy «neftyanoy» real'nosti / T.A. Malova, V.I. Sysoyeva [Elektronnyy resurs] // Vestnik MGIMO Universiteta. — 2016. — 6(51). — S. 115–123. — Rezhim dostupa: cyberleninka.ru/article/n/mirovoy-rynek-nefti-poisk-ravnovesiya-v-usloviyah-novoy-neftyanoy-realnosti (data obrashcheniya: 4–6.05.2021).

-
10. Mirovoy rynek nefiti: rol' benchmarkov: monografiya / A.O. Maslennikov; pod red. S.V. Zhukova [Elektronnyy resurs]. — Moskva: Magistr, 2020. — 224 c. — Rezhim dostupa: www.imemo.ru/files/File/ru/publ/2020/2020-020.pdf (data obrashcheniya: 4–6.05.2021).
11. Niyazbekova Sh.U. Sovremennoye sostoyaniye i perspektivy razvitiya neftegazovogo sektora Respubliki Kazakhstan / Sh.U. Niyazbekova, O.V. Nazarenko // Vestnik Moskovskogo universiteta im. S.YU. Vitte. Seriya 1: Ekonomika i upravleniye. — 2018. — 4 (27). — S. 7–14.
12. Obzor mirovykh energeticheskikh rynkov: rynek nefiti. Fevral' 2021 goda [Elektronnyy resurs]. — Rezhim dostupa: www.nifi.ru/images/FILES/energo/2021/oilmarket_february2021.pdf (data obrashcheniya: 4–6.05.2021).
13. Okuneva S.Ye. Tendentsii i perspektivy razvitiya mirovogo neftyanogo rynka / S.Ye. Okuneva [Elektronnyy resurs] // Finansovaya analitika: problemy i resheniya. — 2017. — T. 10. 8. — S. 877–894. — Rezhim dostupa: doi.org/10.24891/fa.10.8.877 (data obrashcheniya: 4–6.05.2021).
14. Pobirchenko V.V. Pozitsii Rossii v osnovnykh segmentakh mirovogo rynka energoresursov / V.V. Pobirchenko // Internetnauka. — 2017. — 1. — S. 43–59.
15. Pobirchenko V.V. Yevropeyskiy Soyuz kak geoekonomicheskii partner Rossiyskoy Federatsii na mirovom energeticheskom rynke / V.V. Pobirchenko, Ye.A. Shutayeva, N. Sinitsyna // Ekonomika i predprinimatel'stvo. — 2016. — 2-2 (67-2). — S. 188–193.
16. Popova I.M. Rol' geopoliticheskikh faktorov v formirovanii mirovogo neftyanogo rynka. Analiz i sistematizatsiya literatury / I.M. Popova // Vestnik mezhdunarodnykh organizatsiy. — 2020. — T. 15. 3. — S. 282–306.
17. Pusenkova N. Reyting gotovnosti k peremenam. Sposobny li rossiyskiye neftyanye kompanii adaptirovat'sya k novym realiyam mirovykh energeticheskikh rynkov / N. Pusenkova, I. Overland // Neft' i kapital. — 2019. — 6 (258). — S. 12–18.
18. TEK Rossii: funktsionirovaniye i razvitiye. — Moskva: Ministerstvo energetiki Rossiyskoy Federatsii, 2021. — 150 s.
19. Federal'naya sluzhba gosudarstvennoy statistiki. O rynke nefiti v yanvare–sentyabre 2020 goda [Elektronnyy resurs]. — Rezhim dostupa: www.gks.ru/bgd/free/B04_03/IssWWW.exe/Stg/d02/221.htm (data obrashcheniya: 4–6.05.2021).
20. Filimonova I.V. Zakonomernosti ischerpaniya zapasov nefiti i gaza v Rossii i prognoz ikh vosproizvodstva / I.V. Filimonova, L.V. Eder, I.V. Provornaya, A.V. Komarova // Ekologicheskii vestnik Rossii. — 2018. — 4. — S. 4–12.
21. Khasanov I.I. Registratsiya, kontrol' i upravleniye v neftepererabotke i neftekhimii, osnovnyye parametry regulirovaniya protsessami / I.I. Khasanov, Ye.A. Loginova, O.YU. Poletayeva // Neftegazokhimiya. — 2017. — 3. — S. 25–27.
22. Tsenovoy shok na neftyanom rynke v 2020 godu [Elektronnyy resurs]. — Rezhim dostupa: media-publications.bcg.com/The-Oil-Price-Shocks-of-2020-RUS.pdf (data obrashcheniya: 4–6.05.2021).
23. Eder L.V. Dinamika vnutrennego potrebleniya i eksporta nefiti i nefteproduktov v Rossii / L.V. Eder, I.V. Filimonova, I.V. Provornaya, M.V. Mishenin // Ekologicheskii vestnik Rossii. — 2018. — 2. — S. 12–20.
24. Energeticheskii byulleten'. Dekabr' 2020. Adaptatsiya rynka nefiti [Elektronnyy resurs] // Analiticheskii tsentr pri pravitel'stve Rossiyskoy Federatsii. — Rezhim dostupa: ac.gov.ru/uploads/2-Publications/energo/energo_dec_2020.pdf (data obrashcheniya: 4–6.05.2021).
25. Annual Energy Outlook 2021 with projections to 2050 [Electronic Resource]. — Access Mode: www.eia.gov/outlooks/aeo/ (date of the application: 4–6.05.2021).
26. Crude oil imports vs. exports, World 1990–2018 [Electronic Resource]. — Access Mode: www.iea.org/fuels-and-technologies/oil (date of the application: 4–6.05.2021).
27. International Energy Outlook 2020 [Electronic Resource]. — Access Mode: www.eia.gov/outlooks/ieo/ (date of the application: 4–6.2021).
28. OPEC raises 2021 oil demand forecast with more supply on the way [Electronic Resource]. — Access Mode: www.spglobal.com/platts/en/market-insights/latest-news/oil/041321-opec-raises-2021-oil-demand-forecast-with-more-supply-on-the-way (date of the application: 4–6.05.2021).
29. Statistical Review of World Energy 2020 [Electronic Resource]. — Access Mode: www.bp.com/content/dam/bp/business-sites/en/global/corporate/pdfs/energy-economics/statistical-review/bp-stats-review-2020-full-report.pdf (date of the application: 4–6.05.2021).
30. World Oil Outlook [Electronic Resource]. — Access Mode: www.opec.org/opec_web/en/publications/340.htm (date of the application: 4–6.05.2021).

16 2021

18 2021