

Borsh Lyudmila Mihaylovna,
 Doctor of Economics, Professor,
 Professor of the Department of Finance and Credit,
 Institute of Economics and Management (structural subdivision),
 V.I. Vernadsky Crimean Federal University,
 Simferopol, Russian Federation.

Polskaya Svetlana Igorevna,
 Assistant of the Department of Finance and Credit,
 Institute of Economics and Management (structural subdivision),
 V.I. Vernadsky Crimean Federal University,
 Simferopol, Russian Federation.

QUALITATIVE AND QUANTITATIVE METHODS IN THE INVESTMENT ACTIVITIES MANAGEMENT SYSTEM OF THE MUNICIPAL EDUCATION

One of the main activities of municipal authorities is the formation of an investment management system on the territory of the municipality, which is considered as a subsystem of the general regional management system. These conditions are presented in municipalities as a process of investment activity, using qualitative and quantitative methods.

The main goal in the implementation of investment activities in the municipality is to promote the implementation of the municipality general development strategy to ensure the effectiveness of management decisions, by the method of influencing a set of organizational, legal, managerial decisions, measures and concerted actions of government bodies, a number of other interested organizations aimed at achieving the main the goal: creating an attractive investment climate, the formation of investment policy, increasing the level of socio-economic development, creating jobs and raising the social standards of the population. The municipal formation of the urban district of Simferopol was taken as the object of the investment activity study.

()
(. 1).

I.
2016–2018 .*

			2016	2017	2018
	()	≥ 0,5	0,3	0,4	0,4
	-				

* [11, 12, 13]

0,4, 40 % . 2018

2018 36 %

3, 3.

« ».

75%

« » « ».

OOO « »,

2.

2016–2018 .*

	2016–2018			%
	2016	2017	2018	
1. ()	4	2	3	-25 %
2. ()	3	3	4	33 %
3. ()	38	31	26	-32 %
4. ()	39	58	57	46 %
5. ()	12	11	30	150 %
6.	82211	4179397,5	442581,9	438 %
7.	7495101	5529824,4	6403536,6	-15 %

* [11, 12, 13]

3.

*

	2016	2017	2018	, %
« », .	5518556,8	9464637,9	7123317,9	86%
(2) -	98850,0	85260,7	152702,0	54%
(2) -	0,200	0,236	0,423	112%

* [11, 12, 13]

1452

31,6

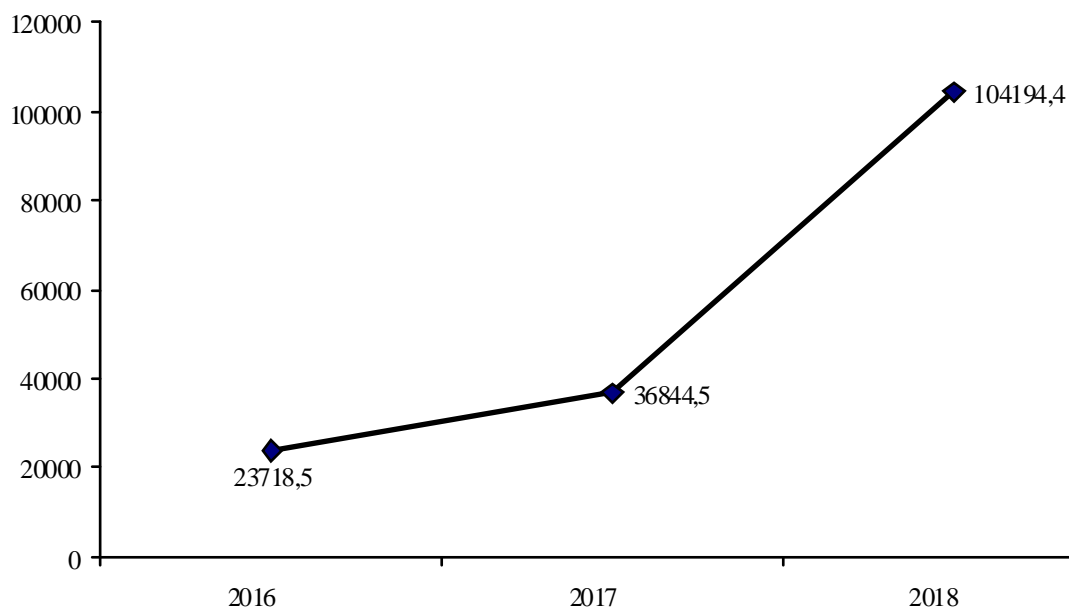
2016–2018 ., « 1 » ,
104194,4 (.1).

4.

*

		2016	2017	2018	2018-2016	(2018-2016) / 2016
1	-	23718,5	36844,5	104194,4	80475,9	339,3%
1	2,000	1,8942	1,4935	1,7192	-0,2	-9,2%
1	2,000	69,9504	118,5445	124,535	54,6	78,0%

* [11]



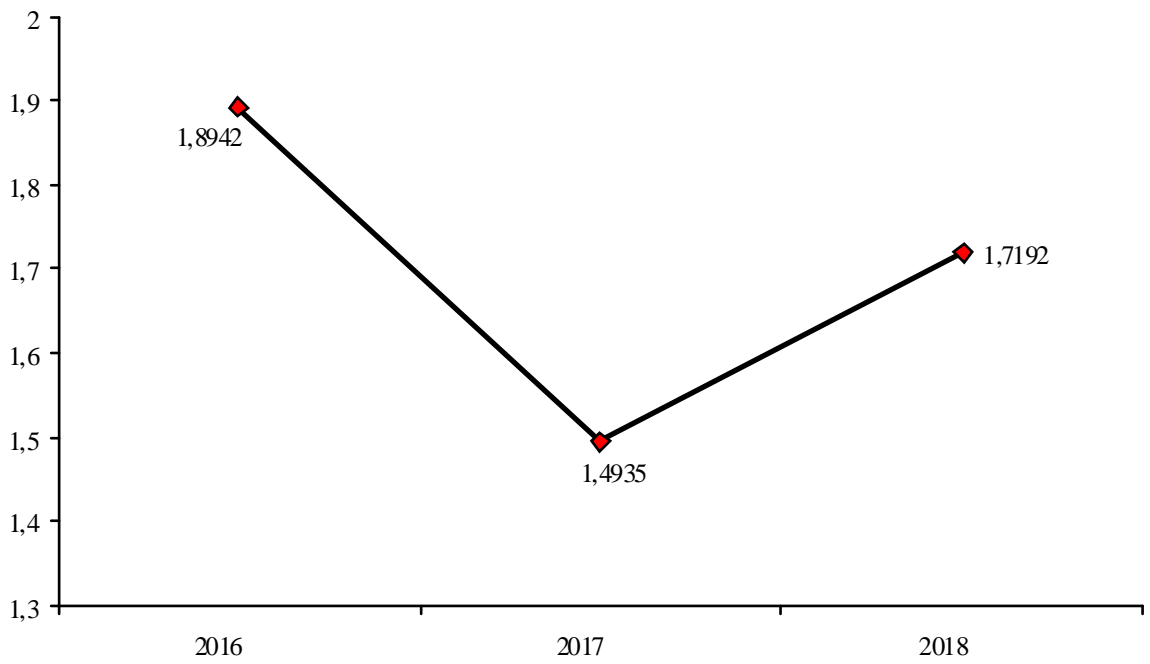
. I.

2016–2018 . [11].

•

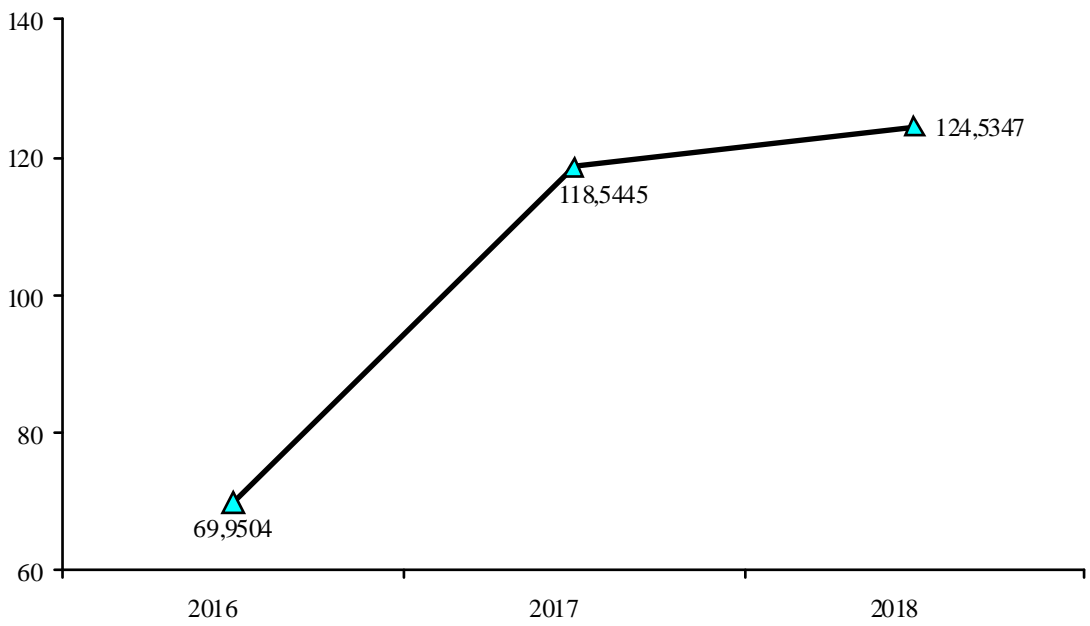
1 « », 2016–2018 ., 1,7192 . . (. 2). 9,2%

114



. 2. 1 2016–2018 . [11].

- 1 , , -
- , 1 , 2016–2018 , -
78 % 124,535 . . (. 3).



. 3. , , 1 2016–2018 . [11]

0,15%

14

11

25

— 26,1

5.

5.

*

	2016	2017	2018	2018 – 2016	(2018 – 2016) / 2016, %
1.	361,5	361,0	361,0	-0,5	0,0
2.	108,7	108,0	109,9	1,2	0,0
3. , %	30,1	29,9	30,4	0,3	0,0
4. /	3378,5	3373,8	3378,3	-0,2	0,0
5.	4440,0	2869,0	2967,0	-1473,0	-0,3
6.	4766,0	3433,0	3269,0	-1497,0	-0,3
7.	-326,0	-564,0	-174,0	152,0	-0,5
8.	10544,0	4445,0	3822,0	-6722,0	-0,6
9.	5125,0	4533,0	5760,0	635,0	0,1
10. /	5419,0	-88,0	-1938,0	-7357,0	-1,4

*

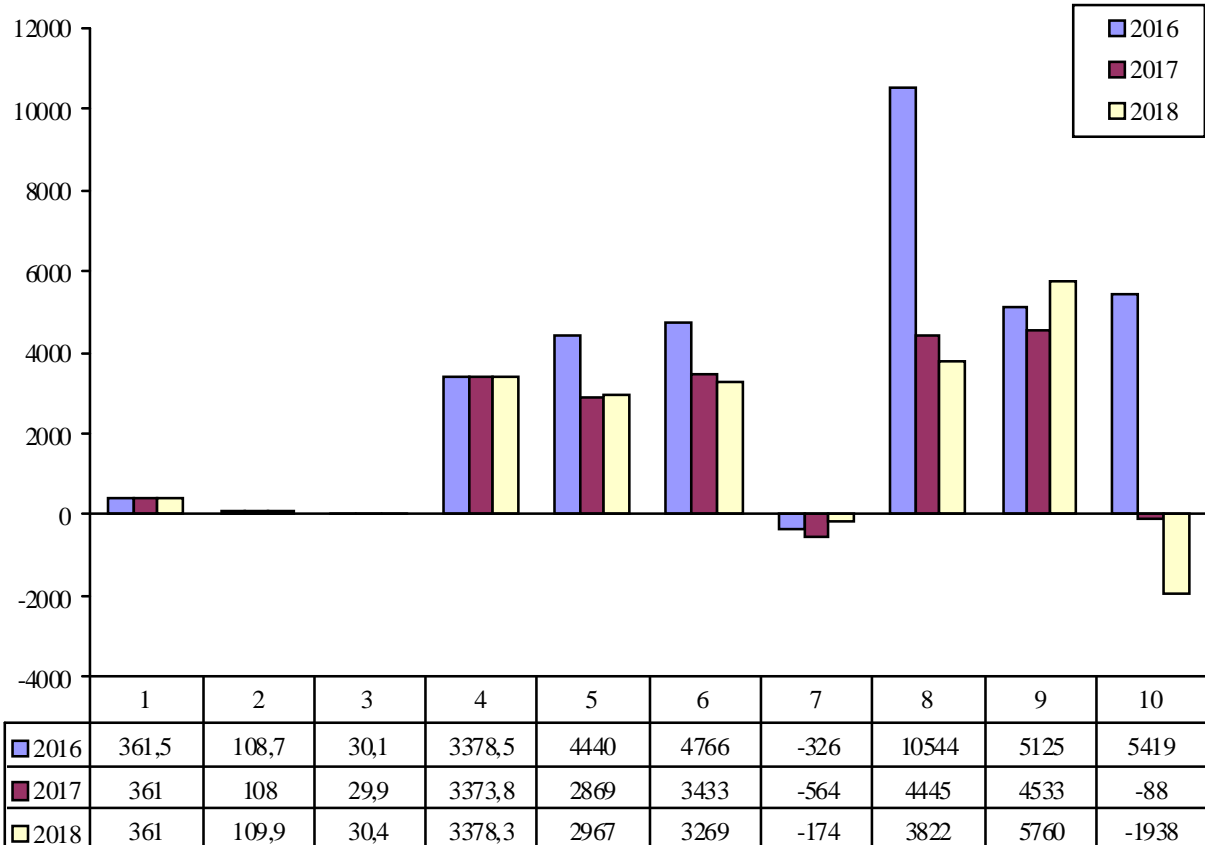
[11, 12, 13]

500

6.

(.5).

116



.4.

([11, 12, 13]).

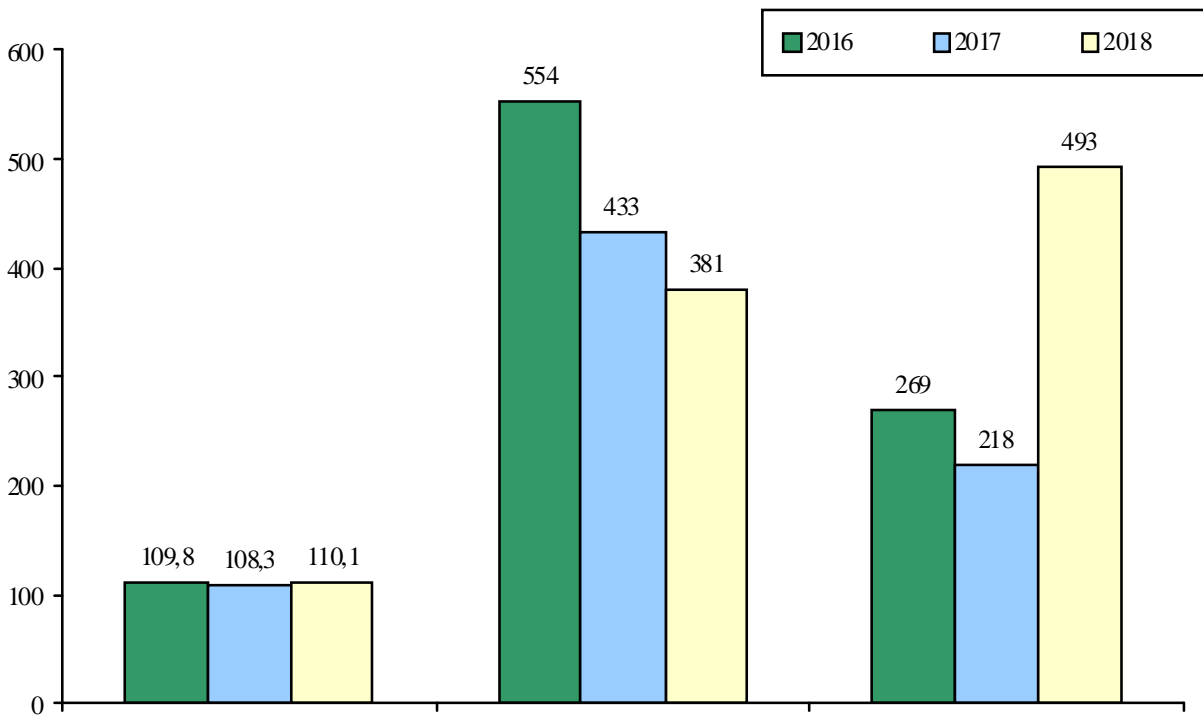
6.

*

	2016	2017	2018	2018 – 2016	(2018 – 2016) / 2016, %
	109,8	108,3	110,1	0,3	0,0
	554,0	433,0	381,0	1827,0	3,3
	269,0	218,0	493,0	224,0	0,8
()	31344,0	32057,0	36371,0	5027,0	0,2

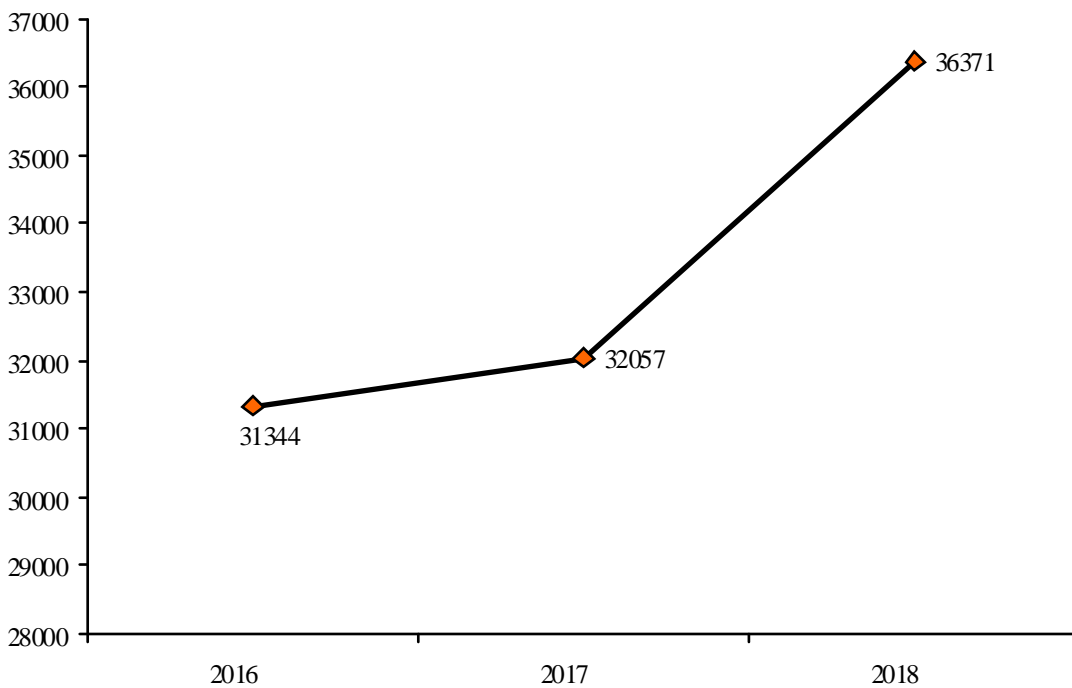
* [11, 12, 13]

(.6).



.5.

([11, 12, 13])



.6.

2016–2018 . ([11, 12, 13]).

36371,0 . 2016 , 2018 - 5027,0

118

13,7%.

1. // .— 2005. — 12. — / .87–95.
2. // .— 2015. — 3. — .16–21.
3. // : .— 2018. — 3. — .104–117.
4. // .— 2018. — 19. 10. — .2815–2834.
5. // : .— 2019. — 20. 1. — .41–60.
6. // : .— 2017. — 1. — .19–33.

7. . . . / . . . ,
 . . . // - . . . — 2016. — 3. — 16–18.
8. . . . :
 / . . . // . . . — 2014. — 5 (17). —
- 23–29.
9. . . . : 2015 / . . . , . . . //
 . — 2016. — (6). — 90–94.
10. . . . : / . . . // -
 . — 2010. — 1. — 45–54.
11. -
- 31.12.2016 []// . — -
 : econom.simadm.ru/media/uploads/userfiles/2017/02/13/ _2016.pdf (:
 19.10.2020).
12. -
- 31.12.2017 []// . — -
 : econom.simadm.ru/ (: 19.10.2020).
13. -
- 31.12.2018 []// . —
 : sim-made.ru/wp-content/plugins/download-attachments/includes/download.php?id=126293 (-
 : 19.10.2020).
14. -
 2030 []// -
 . — : zakup.simadm.ru/media/uploads/userfiles/2019/08/30/%D0%A1%D0%A2%D0%A0%D0%90%D0%A2%D0%95%D0%93%D0%98%D0%AF_%D0%B4%D0%BE_2030.pdf (: 19.10.2020).

СПИСОК ЛИТЕРАТУРЫ

1. Animitsa Ye.G. Strategicheskoye razvitiye territorii: sushchnost', osnovnyye printsipy, problemy / Ye.G. Animitsa // *Izvestiya Ural'skogo gosudarstvennogo ekonomicheskogo universiteta*. — 2005. — 12. — S. 87–95.
2. Borshch L.M. Institutsional'naya podderzhka gosudarstvennogo investitsionnogo i innovatsionnogo razvitiya / L.M. Borshch, Yu.N. Voroby v, S.V. Gerasimova // *Investitsii i innovatsii*. — 2015. — 3. — S. 16–21.
3. Borshch L.M. Ob'yektivnaya neobkhodimost' modernizatsii APK: vyzov vremeni proryvnykh tekhnologiy / L.M. Borshch // *Nauchnyy zhurnal: finansy, den'gi, investitsii*. — 2018. — 3. — S. 104–117.
4. Borshch L.M. Metodologiya rascheta finansovo-ekonomicheskoy bezopasnosti regionov / L.M. Borshch, S.V. Gerasimova // *Rossiyskoye predprinimatel'stvo*. — 2018. — T. 19. 10. — S. 2815–2834.
5. Voroby v Yu.N. Investitsionnyy potentsial ekonomiki Rossii: finansovyye vozmozhnosti razvitiya / Yu.N. Voroby v, .I. Voroby va // *Izvestiya Ural'skogo gosudarstvennogo ekonomicheskogo universiteta*. — 2019. — T. 20. 1. — S. 41–60.
6. Dudin M.N. Aktual'nyye voprosy innovatsionnogo razvitiya Respubliki Krym: otsenka investitsionnogo potentsiala na sovremennom etape / M.N. Dudin, N.V. Lyasnikov, D.D. Burkaltseva, A.M. Lisitskiy // *Aktual'nyye problemy sotsial'no-ekonomicheskogo razvitiya Rossii*. — 2017. — 1. — S. 19–33.
7. Dorozhkov N.D. Investitsionnaya privlekatel'nost' i sostavlyayushchiye yeye fakty / N.D. Dorozhkov, Yu.A. Kupchinskaya // *Biznes-obrazovaniye v ekonomike znaniy*. — 2016. — 3. — S. 16–18.
8. Kalashnikov I.B. Investitsionnaya sistema: innovatsionnaya napravlennost' razvitiya; funktsii gosudarstva v yeye pereustroytve / I.B. Kalashnikov // *Informatsionnaya bezopasnost' regionov*. — 2014. — 5 (17). — S. 23–29.
9. Klimanov V.V. Regional'noye strategirovaniye: analiz itogov 2015 goda / V.V. Klimanov., K.V. Budayeva // *Byudzhethet*. — 2016. — Iyun' (6). — S. 90–94.
10. Shashko A.A. Konkurentosposobnost' regiona: sushchnost' i upravleniye / A.A. Shashko // *Novaya ekonomika*. — 2010. — 1. — S. 45–54.
11. Sotsial'no-ekonomicheskii pasport gorodskogo okruga Simferopol' Respubliki Krym po sostoyaniyu na 31.12.2016 goda [Elektronnyy dostup] // *Ofitsial'nyy sayt Administratsii goroda Simferopolya*. — Rezhim dostupa: econom.simadm.ru/media/uploads/userfiles/2017/02/13/pasport_2016.pdf (data obrashcheniya: 19.10.2020).
12. Sotsial'no-ekonomicheskii pasport gorodskogo okruga Simferopol' Respubliki Krym po sostoyaniyu na 31.12.2017 goda [Elektronnyy dostup] // *Ofitsial'nyy sayt Administratsii goroda Simferopolya*. — Rezhim dostupa: econom.simadm.ru/ (data obrashcheniya: 19.10.2020).
13. Sotsial'no-ekonomicheskii pasport gorodskogo okruga Simferopol' Respubliki Krym po sostoyaniyu na 31.12.2018 goda [Elektronnyy dostup] // *Ofitsial'nyy sayt Administratsii goroda Simferopolya*. — Rezhim dostupa: sim-made.ru/wp-content/plugins/download-attachments/includes/download.php?id=126293 (data obrashcheniya: 19.10.2020).

14. Strategiya sotsial'no-ekonomicheskogo razvitiya munitsipal'nogo obrazovaniya gorodskoy okrug Simferopol' Respubliki Krym na period do 2030 goda [Elektronnyy dostup] // Ofitsial'nyy sayt Administratsii goroda Simferopolya. — Rezhim dostupa: zakup.simadm.ru/media/uploads/userfiles/2019/08/30/%D0%A1%D0%A2%D0%A0%D0%90%D0%A2%D0%95%D0%93%D0%98%D0%AF_%D0%B4%D0%BE_2030.pdf (data obrashcheniya: 19.10.2020).

25 2020

23 2020