



•

,

2012 1 (14)



2012

1(14) 2012

2008

( 14183 — 3154 20.06.2008 .)

( // 1-05/4 26 2010 — 2010 — 6 — . 6.)

, , 95493, , , , 181

. 323, (0652 – 26-79-70) –  
-mail: finance\_napks@mail.ru, blolge@rambler.ru

( 6 23 2012 .)

© «  
», 2012

. . .	.....	6
. ”	. . - , :	-
	.....	10
. .		13
. .	.....	16
. .	-	.....
		20
. .	.....	23
. ”	. .	.....
		30
. .	-	.....
		36
. .		-
	.....	41
. ”	. .	.....
		47
. .		.....
		52
. .	.....	56
. .		-
	.....	60
. ”	. .	-
	.....	64
. .		.....
		68
. ”	. .	-
	.....	75
. .	-	
	.....	79
. .	( " ").....	83
. .	.....	86
. .	.....	90
. .	.....	93
. .	.....	96

• •	.....	6
• ”	• • - :	10
• •	.....	13
• •	.....	16
• •	- .	20
• •	.....	23
• ”	• •	30
• •	- .....	36
• •	.....	41
• ”	• •	47
• •	.....	52
• •	.....	56
• •	.....	60
• ”	• • -	64
• •	.....	68
• ”	• • —	75
• •	- .....	79
• •	( « »).....	83
• •	.....	86
• •	.....	90
• •	.....	93
• •	.....	96

# CONTENTS

## Finances

<b>Vorobyov Yu.N.</b> Financial providing of activity in build enterprises.....	6
<b>Vorobyova E.I., Blazhevich O.G.</b> Financially-build associations: way to financial stability of a build complex.....	10
<b>Bondar A.P.</b> State support the financial safety in enterprises of housing building.....	13
<b>Luchik V.</b> Local budgets as financial basis of development of regions.....	16
<b>Prokopenko V.Yu.</b> Role and place of financially-credit tools in the real estate market.....	20
<b>Stoyan V.I.</b> Evolution of cash execution of budget in Ukraine.....	23
<b>Chernaya O.M., Matsneva E.A.</b> The mechanism of management of enterprise profit in Ukraine.....	30
<b>Ovsianynkova I.A.</b> Financing Sources of public-private partnerships' project.....	36
<b>Tsikanovska N.A.</b> The essence and the features of circulation nonstate pension funds' financial resources.....	41

## Banks

<b>Gorovets N., Gorovets M.</b> The main problems of the development of Ukraine banking sector.....	47
<b>Tsytsyk K.Yu.</b> Prudential banking supervision based on system of risk assessment.....	52

## Investments

<b>Tsopa N.V.</b> Features of assessment the investment attractiveness of regions.....	56
<b>Veretennikova O.V.</b> Output statutes of application of approach of systems in the process of research of features of social investing.....	60
<b>Chernaya O., Kolodka K.</b> Concept of mechanism for state management of investment and innovation processes in Ukraine.....	64
<b>Krikun N.A.</b> Investment support of regional intellectual potential.....	68

## Economics & management

<b>Momot A.I., Martynyuk E.S.</b> The integrated systems of management are a step to the increase of competitiveness of the Ukrainian enterprises.....	75
<b>Bekirova S.E.</b> Theoretical bases the economic adjusting of development in recreational complex.....	79

## Scientific reports of young scientists

<b>Konstantinova M.A.</b> Project financing of investment projects («Console LTD»).....	83
<b>Moskalova D.A.</b> Analysis of forming the income on building enterprise.....	86
<b>Ponomarenko E.A.</b> Financial reorganization in enterprise.....	90
<b>Rogozha N.A.</b> Prospects improve profitability of construction companies.....	93
<b>Seitvelieva E.R.</b> Financial management of enterprise in the conditions of threat bankruptcy.....	96

---

336.53

• • , • • • , • •

• • [1, 2],  
• • [7],

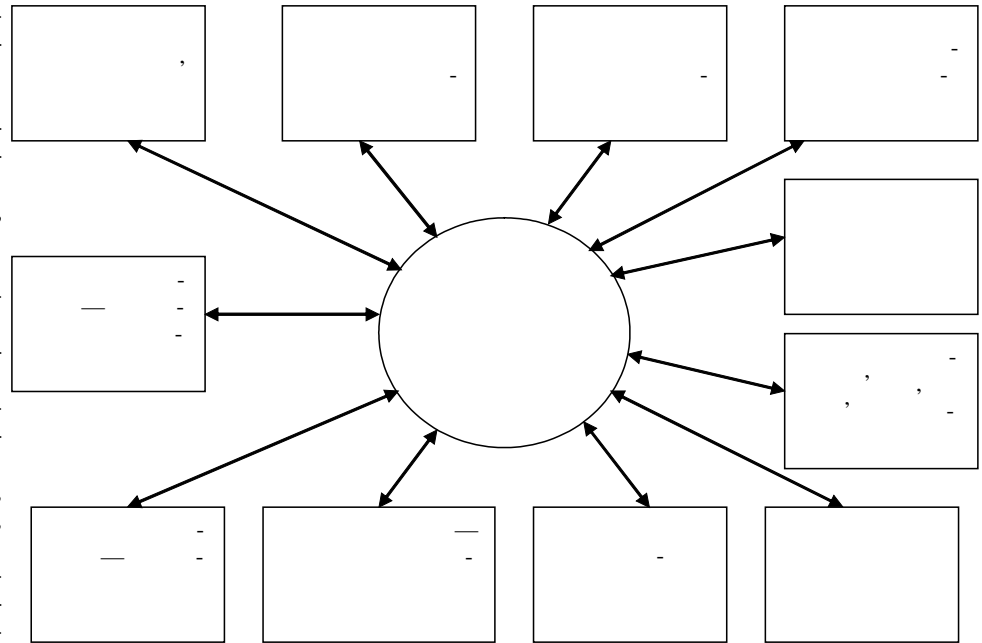
• • [3, 4],  
• •

• • • • [8]

• • [5],

• • [6],

( • • 1).



.1. ( ).

.2.

$$= + + + + + , \quad (1)$$

30% 65%

1. -  
 2. .  
 3. .  
 4. .  
 5. .

1. ,  
 2. ,  
 3. , , ,

-  
 -

-  
 -

-

-

,  
 -

,  
 -

1. -  
 —  
 2. -

1. , -  
 2. .  
 3. -  
 4. , , .

.2. ).

( -

- 4.
- 5. ,
- 6.
- 7.

18%

40%.

10%,

10%.

40%,

— 2%.



20%

\*

(42%)	(30%) +
	(12%)
(25%)	(25%)
(5%)	(5%)
(10%)	(10%)
(2%)	(2%)
(58%)	(10%) +
	(28%) + (20%)
(28%)	(10%) +
	(18%)
(10%)	(10%)
(10%)	(10%)
(5%)	(5%)
(5%)	(5%)

\*

1. /
2. // — 2011. — 4(13). — 40-47. /
3. // — 2011. — 215. — 18-22. //
4. // — 2011. — 4(13). — 10-12. /
5. // — 2011. — 215. — 22-25. /
6. // — 2009. — 1(2). — 70-81. //
7. : — 2005. — 207. — IV. — : — 1126-1230. /
8. « », 2011. — 448 . /
9. // — 2008. — 2. — 142-147.

336.748

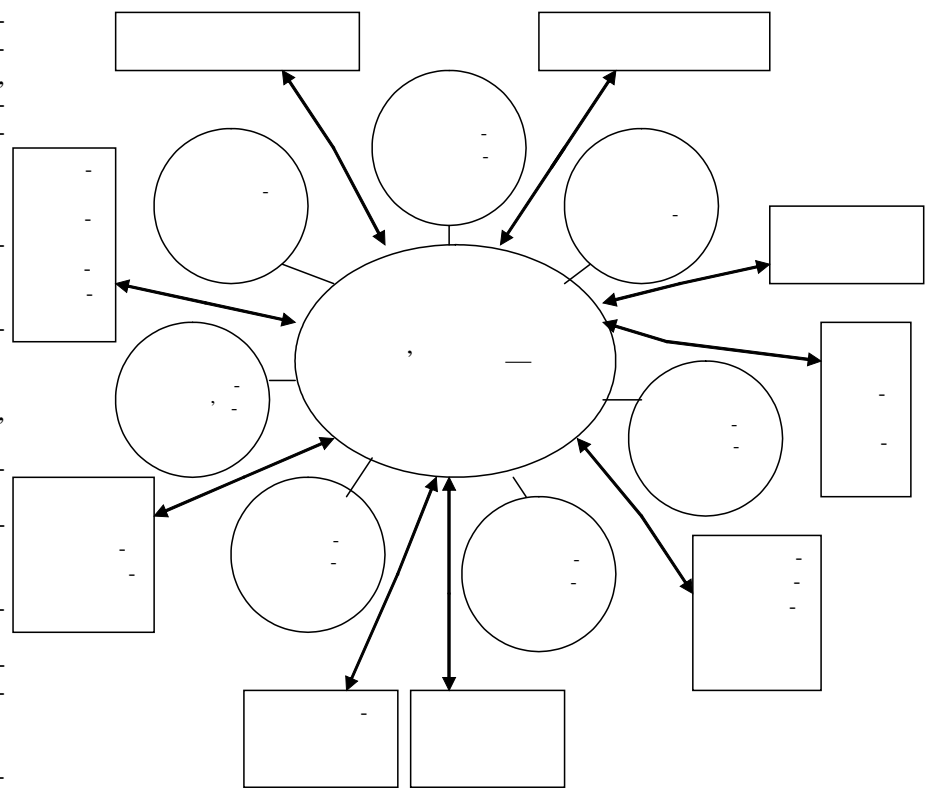
[1, 2, 3],

2008-2010 ..

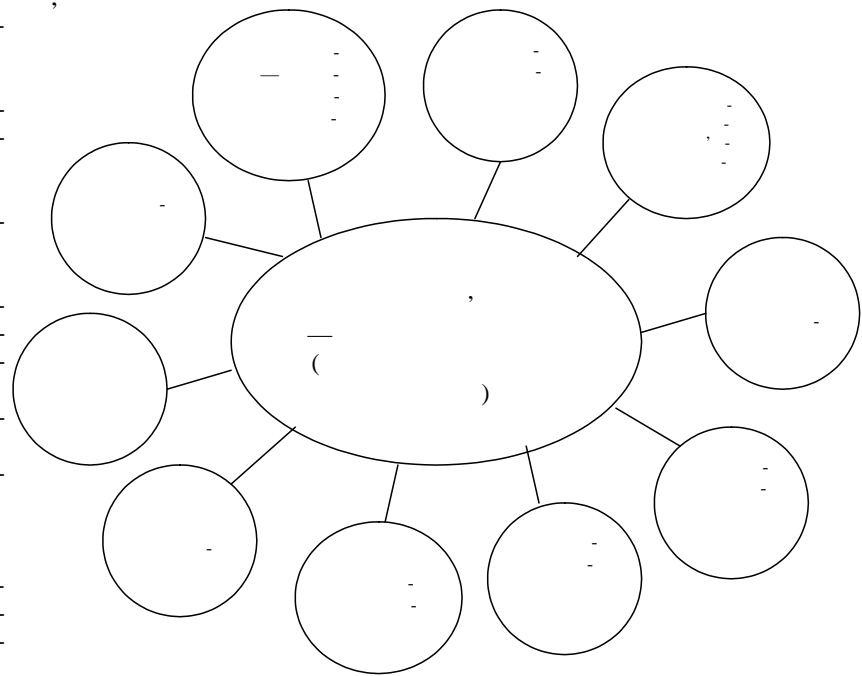
[4, 5, 6],

[7].

( .1).



.1. ( )



( .2).  
 .2. ( )

1. // .—2007.— 9.— .38-42.
2. : .—2009.— 1.— .14-19.
3. : .— 207.— .IV. : ,2005.
- .1126-1230.
4. // .—2011.— 208.— .28-32.
5. / : , .—2011.— 4(13).— .47-52.
6. // : .—2009.— 1(2).— .70-81.
7. .— : « »,2004.— 232 .

19 2012

338.27

2000-2010

[1].

( .1).

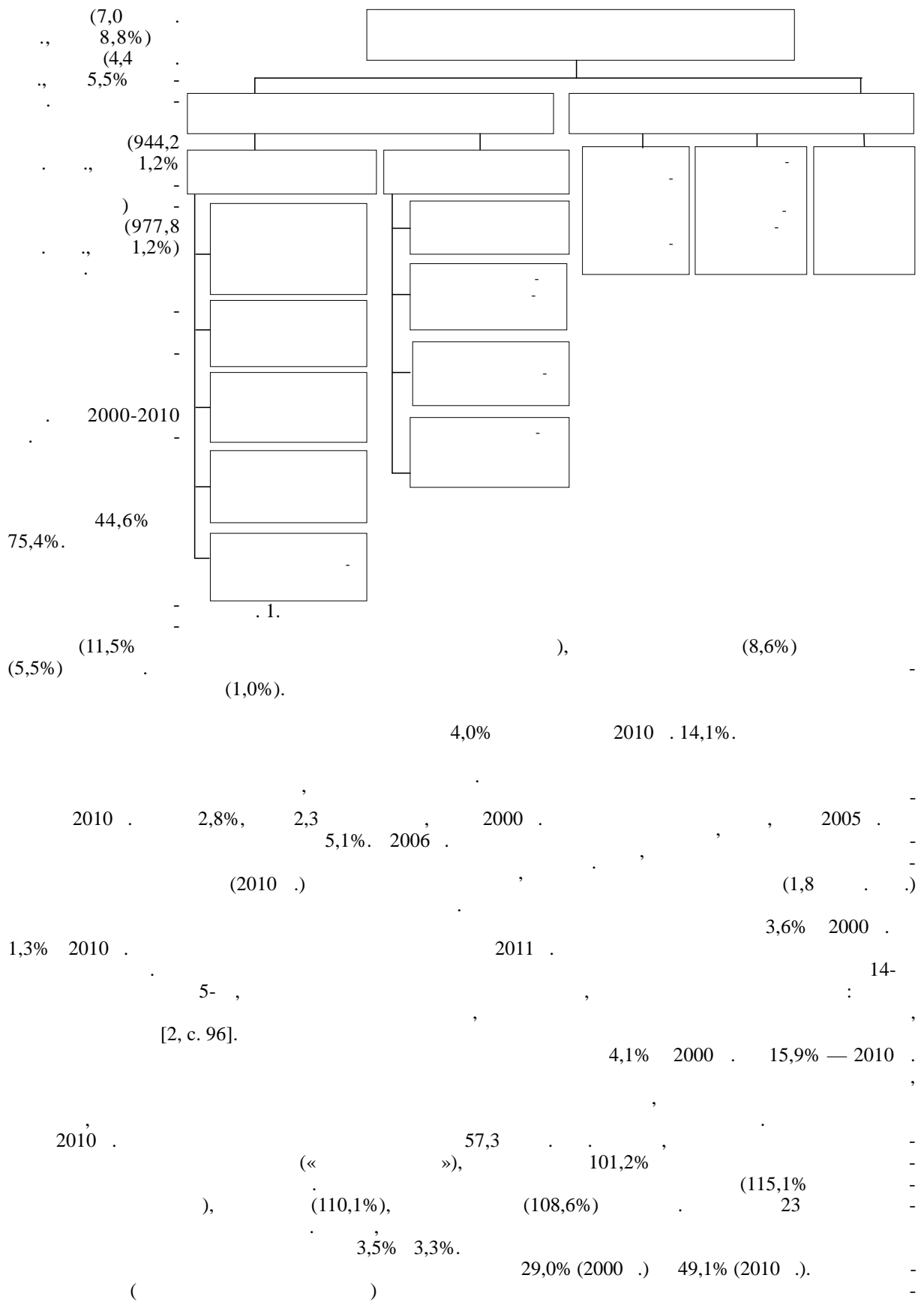
( , , , - )

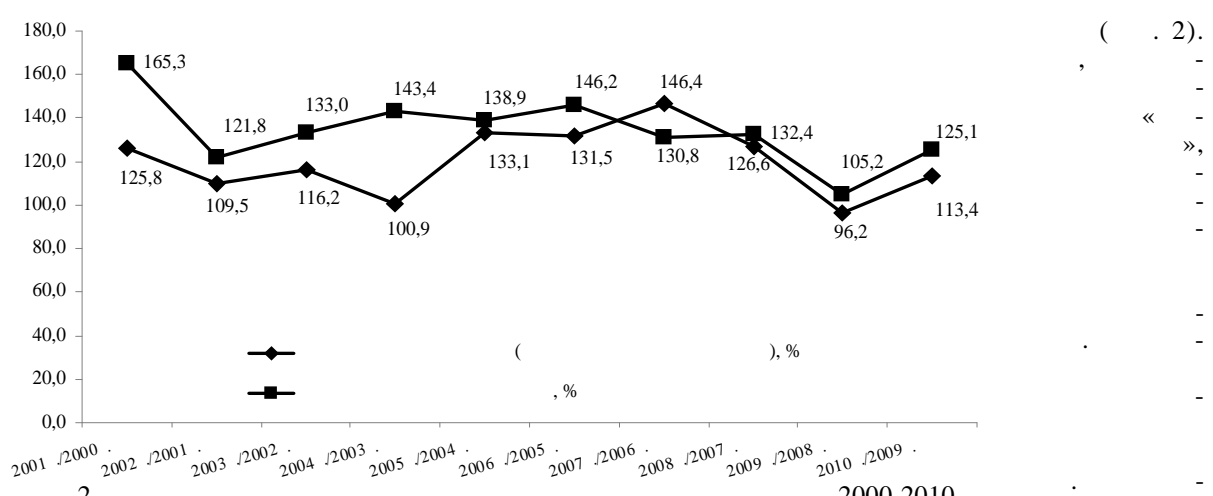
2000-2010

1,6 5,6 ( 8,1 )

8,9 (8,6 . ., 10,7%

( 8,5 ) 2010 .





2000-2010 . . . . . 13-15, 2000-  
 1990- . . . . . [3, . 13].  
 2000-2010  
 9,6 . . . . . 8,4 . . . . .  
 105,0%, . . . . .  
 2000-2006 . . . . .  
 2006 . . . . .  
 87,8%  
 2010 . . . . . 18,5 . . . . .  
 75,7%  
 (2007 .) 39,2% (2009 .). 2010 . . . . .  
 7,9 . . . . .  
 9,5% . . . . .  
 11,7% . . . . .  
 99,8%, . . . . .  
 2010 . . . . .  
 167,4%.  
 86,9%  
 2007 . . . . .  
 79,1%.  
 2000 . . . . .  
 8,9 . . . . .  
 20, . . . . .

	2000 .	2005 .	2006 .	2007 .	2008 .	2009 .	2010 .
	170070	441452	544153	720731	948056	913345	1095000
	16994	52074,7	72364,2	96511,2	126906,2	127187,8	152043,1
	10,0	11,8	13,3	13,4	13,4	13,9	13,9

2001-2010 . . . . .  
 2005 . . . . . 11,8%, . . . . . 13,4-13,9%.  
 2005-2010 . . . . .  
 5,4% 2,3%. . . . . 2010 . . . . . 129,2 . . . . .  
 [4, . 8], . . . . .

•  
•  
•  
•

„

30% ( 2% )

1. : <http://kontrakty.ua/article/39071>.
  2. 2010 / [ : „USAID — „, 2011. — 142 .
  3. : — : , 2010. — 35 .
  4. / — : , 2002. — 240 .
- 3 2011





, , ( , ) ,  
 , - « » -  
 , ,  
 - , -  
 , /  
 , « ».  
 : ,  
 , - :  
 • ;  
 • ;  
 • ;  
 • ;  
 • ;  
 • ;  
 • ;  
 , :  
 , , -  
 ), ( , -  
 ). ( -  
 , , -  
 . — , -  
 ) ( ) , , ,  
 .. ( ) . :  
 , , , , , —  
 [3]. , , -  
 ( ) ; ( ) -  
 , , ( , , ) ,  
 , ( -  
 , , ), -  
 - : -  
 , -  
 ) ( , ,

( , ) , -  
 . , ), ( , -  
 , , - ( -  
 , , ) , -  
 . . . . . -  
 . , ( « ») ,  
 , 2006 . « » , -  
 . . . . .  
 1. . . . : . ( , 2002. — 283 . )  
 2. . . . : 08.00.08. / . . . / « . . . - :  
 ». — . , 2009. — 20 .  
 3. . . . . / . . . . — . : -  
 . . . . . , 1996.



«...»  
«...»

- 43
- - ;
- ( ) ; [1, .43].
- « »

)<sup>1</sup>.  
« » « »

[2, .197].  
[3, .31].

[4, c. 28-29].

1993 . ( )  
1998 . ( )

<sup>1</sup> . 215.1 « » .6 « » // <http://www.consultant.ru/popular/budget>

---

90-

«

»

20.03.1991 . 872-XII

1993

219/93 « 1 1993 . 18 1993 . »

100 « ».

100

124 « 100 « » , »

590 27 1995 p. 31 335/95 1995 p.

---

, -

,

, -

, -

:

;

;

- 
- 
- 
- 

;

;

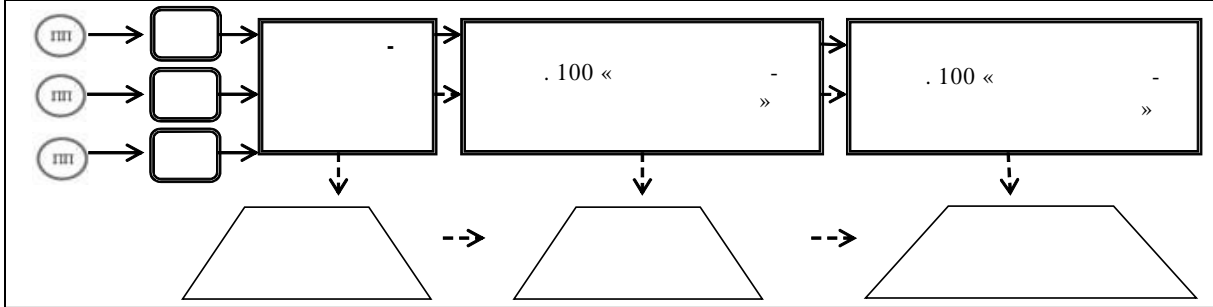
( 1991 2011 )

( .1 .2)[2, .203-204].

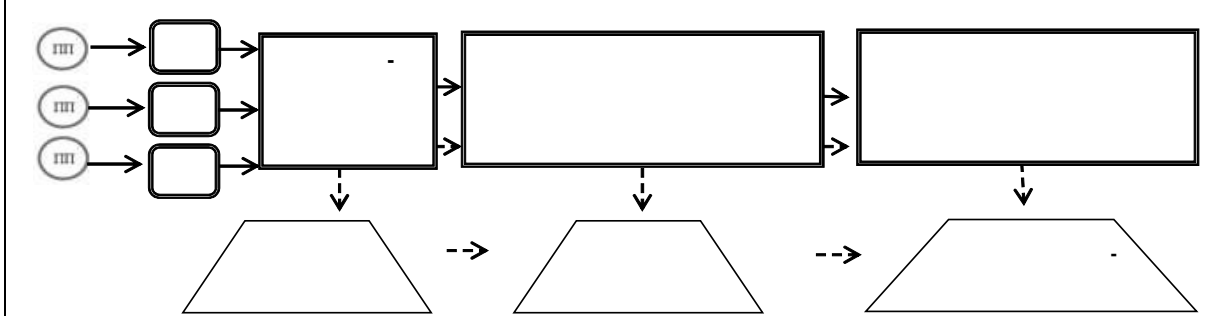
1. 8 2010 N 2456-VI//
2010. — 50-50.
2. ; / .. , .. . — 2- . .
- . — : - , 2006. — 818 .
3. / .. //
- . — 2006. — 11. — .31
4. // . — 2010. — 8. — . 28-29.
5. : . / .. , .. . — : .
- . - . -, 2002.



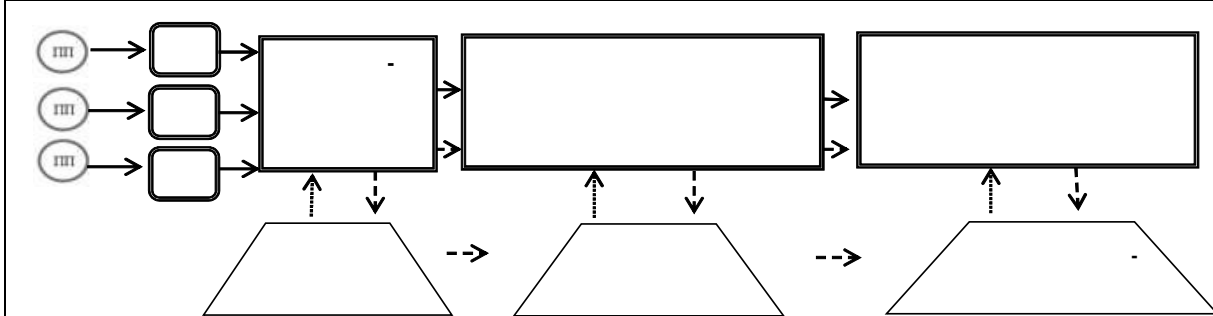
1991-1996 .



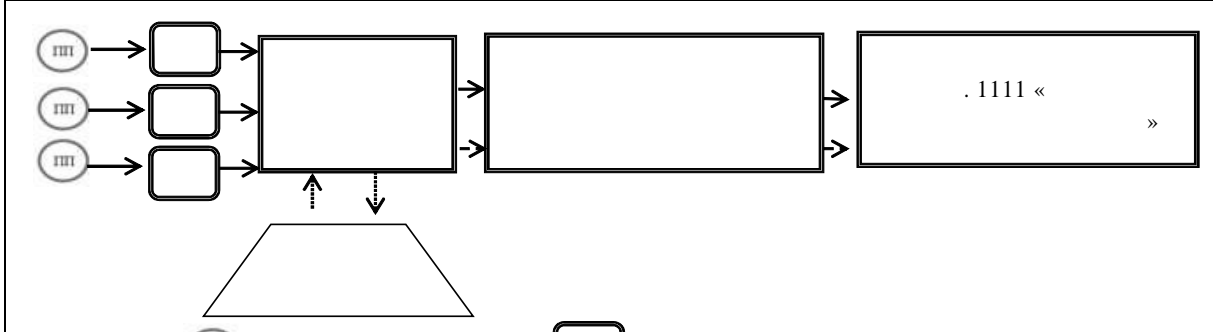
1996-1998 .



1998-2001 .

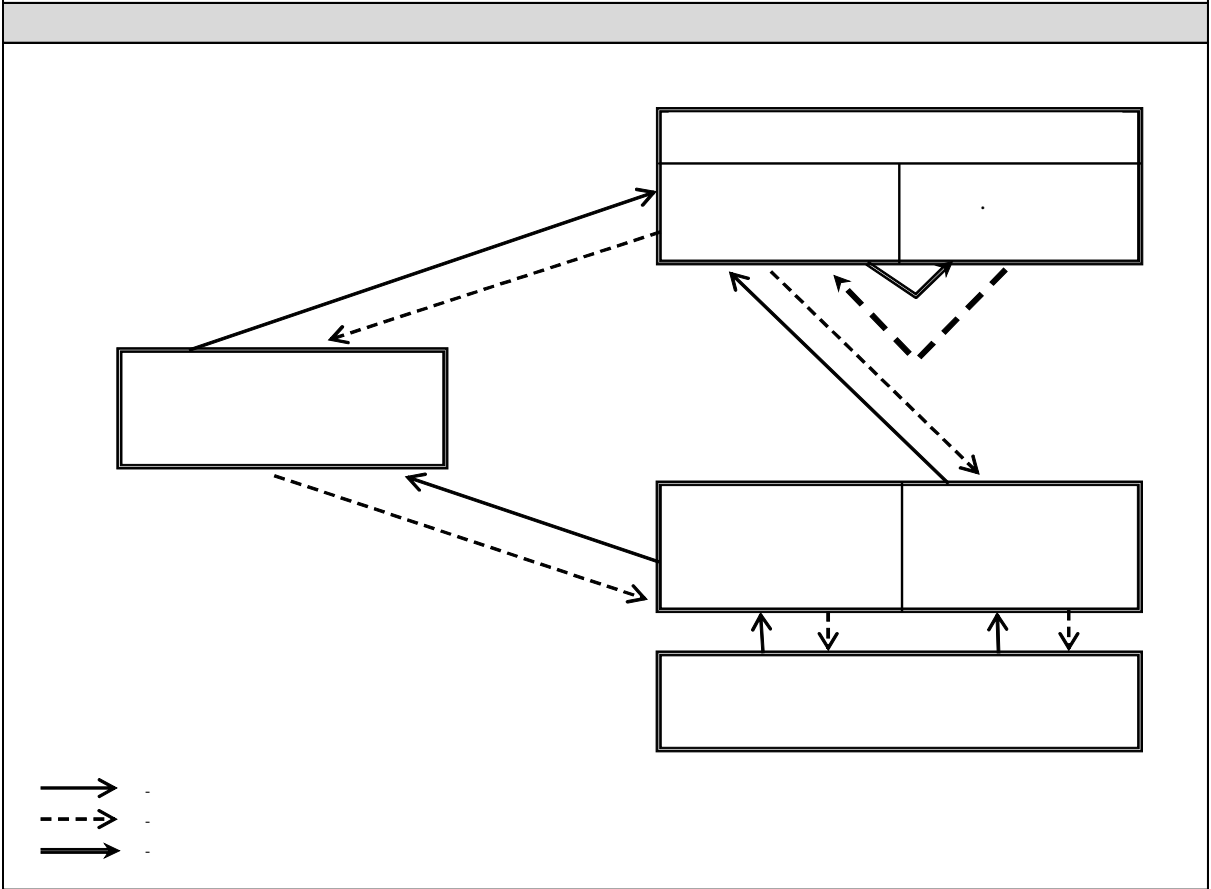
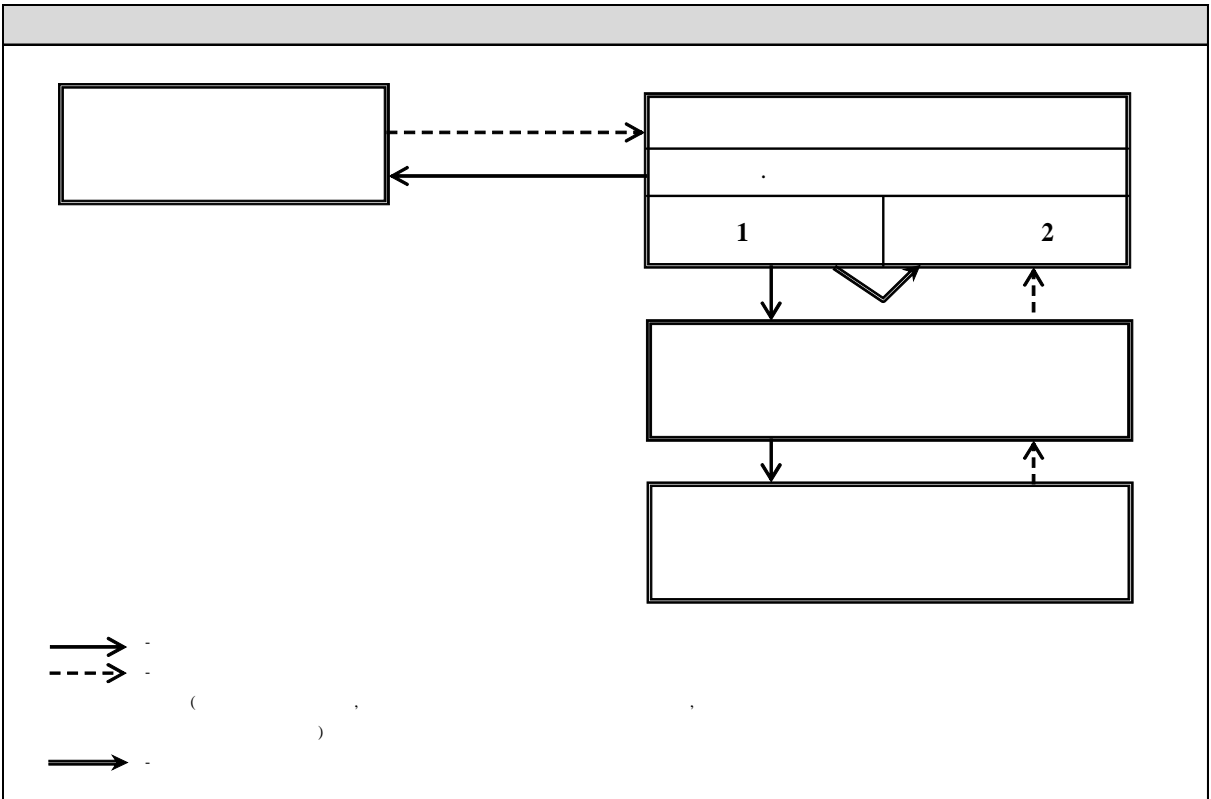


2001 .



- - ( )
- - -> - ( , )
- ⋯ -> - )

.1.



.2.



[5].

( )

[5].

( )

[9, .83].

151

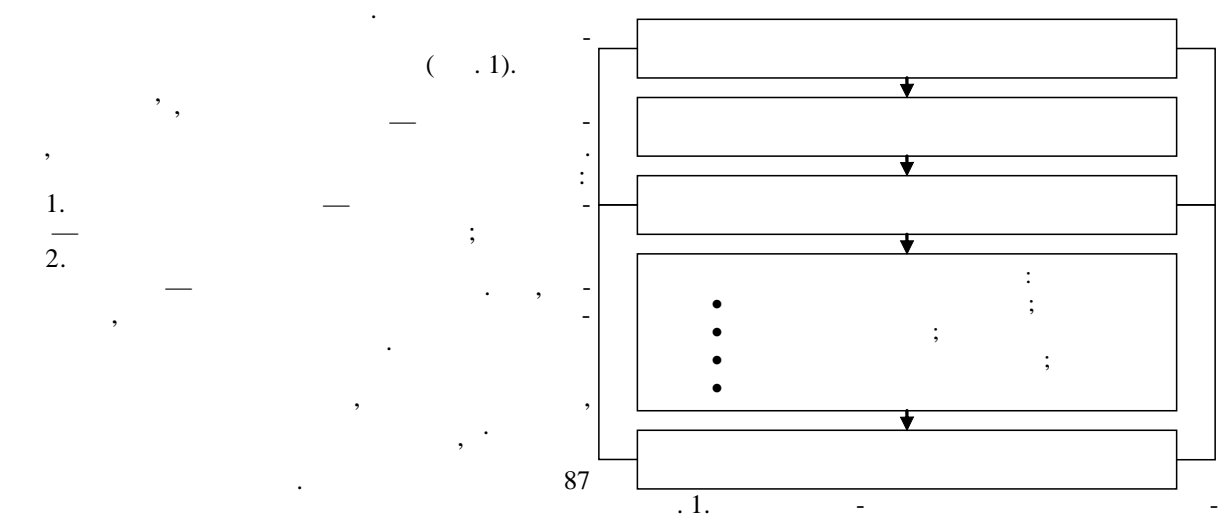
16%: 1 2011 31

23%; 1 2012 31

2012 — 21%; 1 2013 31

16% [10].

2013 — 19%; 1 2014



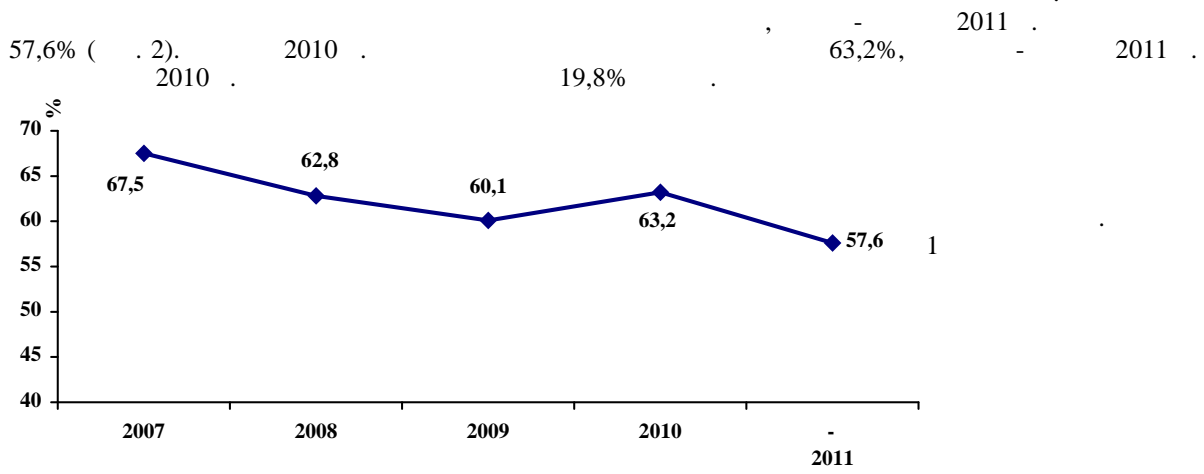
[9, .84]

31

[11, .87, .4].

[6].

[8, .13].



.2. 2007-2011 . [12] 2010 . 2011 .

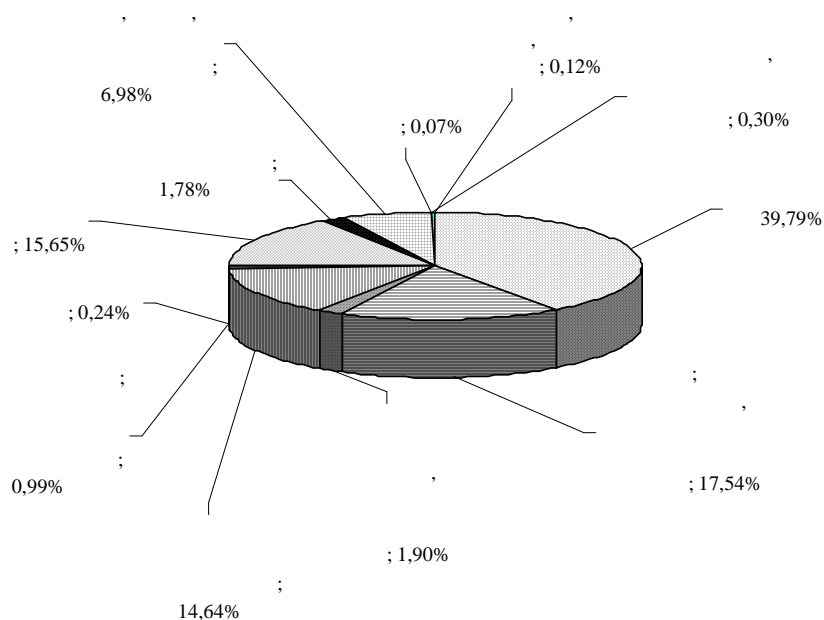
4,2% (7,6%), (7,7%), (6,5%), (-6,6%), (-6,6%), (-21,2%), (.3).

( .conceptio— ) [14, .51].

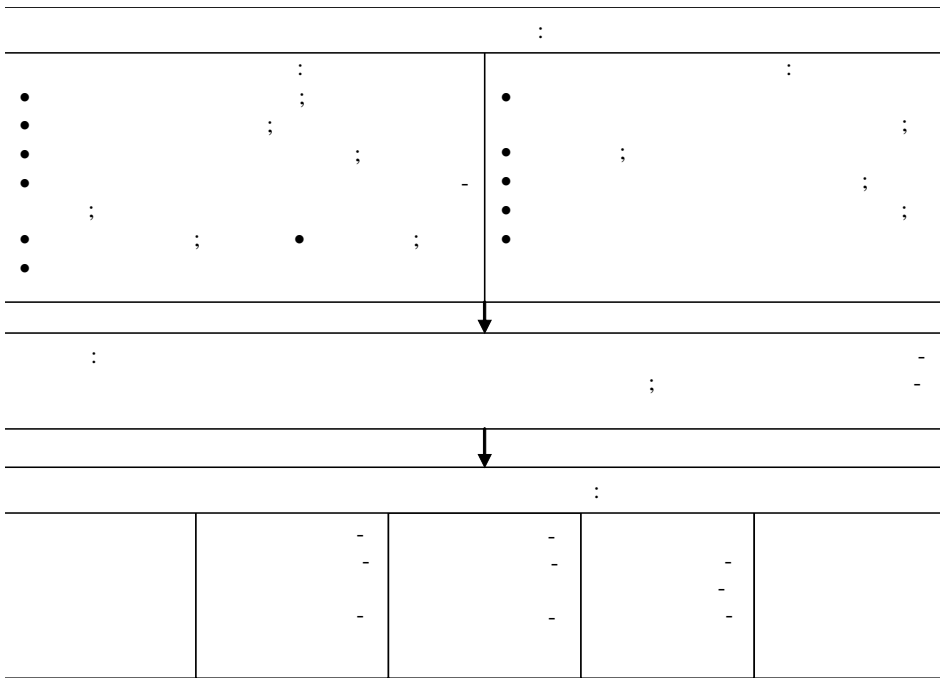
( .4).

2010-2011 . [13]

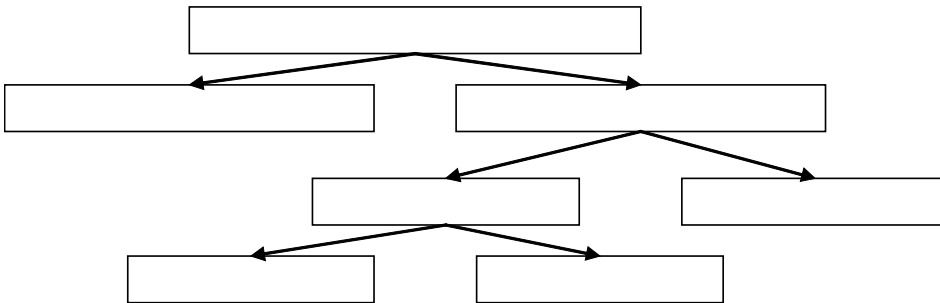
	2010 .	- 2011 .		
	( ) , %	,	,	( ) , %
	4,8	25421,3	602688,7	4,2
	2,6	49,6	1700,6	2,9
	3,8	16942,5	371146,0	4,6
	-1,8	-570,8	12215,0	-4,7
	12,7	3151,4	58287,2	5,4
	19,9	275,4	3553,8	7,7
	13,8	2388,2	47247,8	5,1
	4,5	487,8	7485,6	6,5
	3,3	-100,2	2338,3	-4,3
	10,6	3729,1	49308,5	7,6
	2,5	1894,3	37844,8	5,0
	4,8	1316,6	63904,5	2,1
	6,6	11,1	316,5	-6,6
	6,4	-76,8	1159,2	-6,6
	-21,4	-925,9	4372,6	-21,2



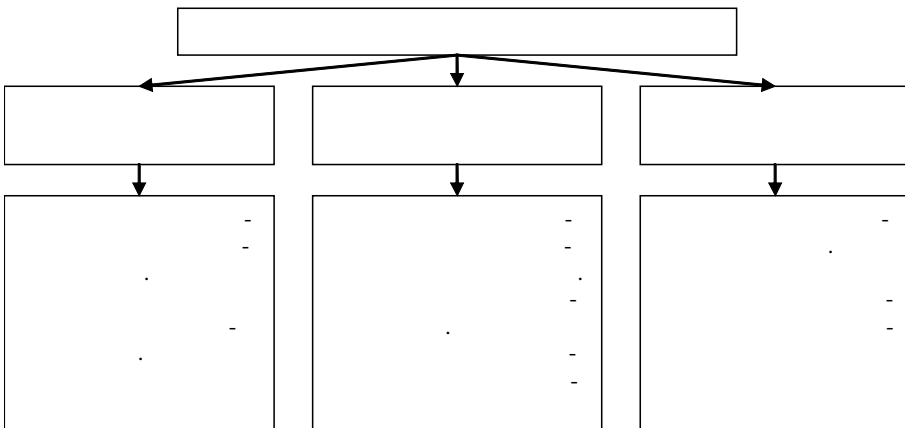
2010 . [12]



.4.



.5.



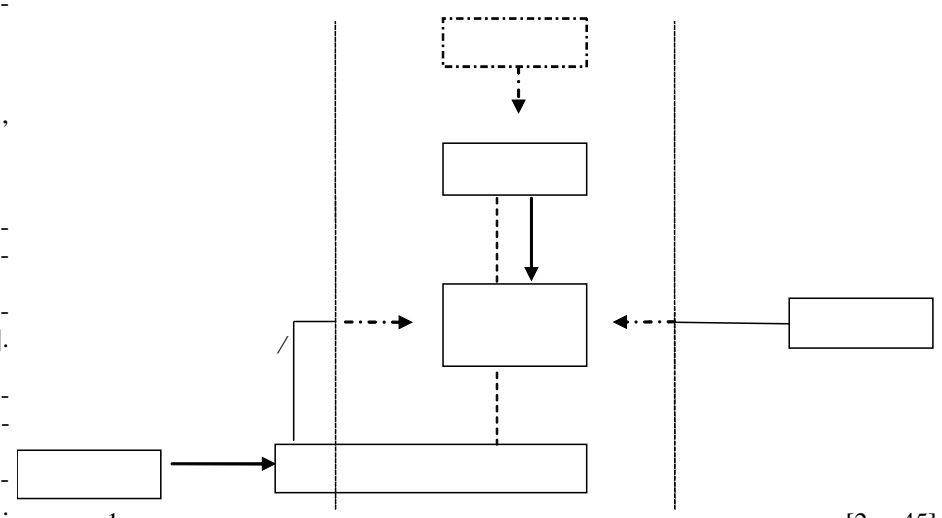
.6.

- ;
  - ;
  - ;
  - ;
  - ;
1. : [http://www.nbu.gov.ua/portal/chem\\_biol/nvnltu/16\\_2/186\\_Lycholat\\_16\\_2.pdf](http://www.nbu.gov.ua/portal/chem_biol/nvnltu/16_2/186_Lycholat_16_2.pdf)
  2. : [http://www.nbu.gov.ua/portal/chem\\_biol/nvnltu/16\\_7/272\\_Blonska\\_16\\_7.pdf](http://www.nbu.gov.ua/portal/chem_biol/nvnltu/16_7/272_Blonska_16_7.pdf)
  3. : [http://www.nbu.gov.ua/portal/chem\\_biol/nvnltu/17\\_4/172\\_Pawlyszenko\\_17\\_4.pdf](http://www.nbu.gov.ua/portal/chem_biol/nvnltu/17_4/172_Pawlyszenko_17_4.pdf)
  4. : 2001. — 460 . — 3- .
  5. : [http://www.nbu.gov.ua/portal/Soc\\_Gum/Vchtei/2011\\_2\\_1/NV-2011-V2\\_23.pdf](http://www.nbu.gov.ua/portal/Soc_Gum/Vchtei/2011_2_1/NV-2011-V2_23.pdf)
  6. : [http://www.nbu.gov.ua/portal/soc\\_gum/pprbsu/2010\\_28/10\\_28\\_11.pdf](http://www.nbu.gov.ua/portal/soc_gum/pprbsu/2010_28/10_28_11.pdf)
  7. : [http://www.nbu.gov.ua/portal/chem\\_biol/nvnltu/15\\_5/254\\_Kamalczuk\\_15\\_5.pdf](http://www.nbu.gov.ua/portal/chem_biol/nvnltu/15_5/254_Kamalczuk_15_5.pdf)
  8. : — 2008. — 21 .
  9. : — 3- . 2010 . 2755-V . — , 2009. — 299 . — . 77-94.
  10. : [http://search.ligazakon.ua/l\\_doc2.nsf/link1/find:/T102755.html](http://search.ligazakon.ua/l_doc2.nsf/link1/find:/T102755.html)
  11. 16.01.2003 436-IV . — : [http://search.ligazakon.ua/l\\_doc2.nsf/link1/T030436.html](http://search.ligazakon.ua/l_doc2.nsf/link1/T030436.html)
  12. : <http://www.ukrstat.gov.ua/>
  13. : <http://www.ukrstat.gov.ua/>
  14. : 3- . — 2. / . . . ( . . ) . — . : « » , 2001. — 848 .





20-25  
) [7, c. 87].



.1.

[2, c. 45]

[1, c. 52].

) [6, c. 69].

« »

« » [2, c. 48].

« »

(

)

[8, c. 113].

[5, c. 60].

( 2006-2009

56% 14% ( ) 76%,

[4]. 38%

( .1).

1

2006-2009 .\*

	, %	, %
	87,1	12,9
	32,4	67,6
	31,2	68,8
	21,5	78,5

\* [4]

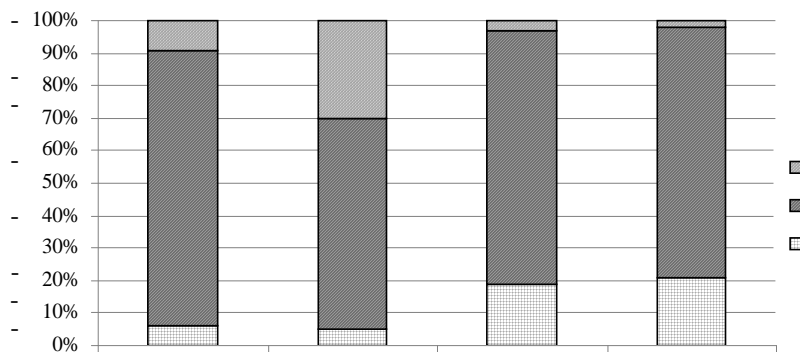
( .2).

80%

6%, 14%

6%,

19%.



. 2.

2006-2009 . [4]

[3, c. 82].

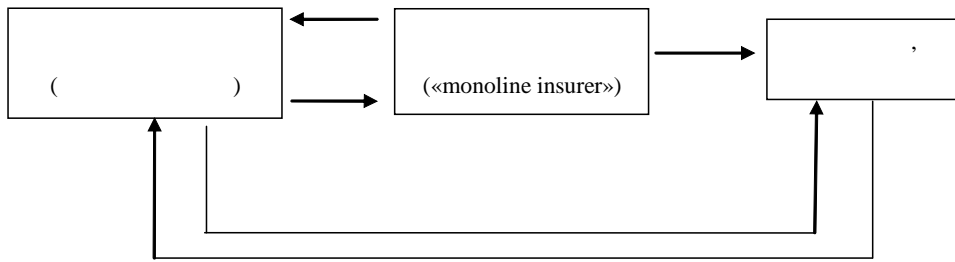
«monoline insurer»,

Fitch,

S&P, Moody's,  
[7, c. 218].

«wrapped bonds» « » —

« » / « » ( .3).



[8, c. 140]:

. 3.

1/3 1/2

1.

2.

3.

4 (5). — .70-84.

4. :  
<http://epp.eurostat.ec.europa.eu>

5.

6.

— 114 .

7. Gatti S. Project Finance in theory and practice. / Stefano Gatti. — Elsevier Inc. — London, 2008

8. Yescombe E.R. Public–Private Partnerships: Principles of Policy and Finance / E.R. Yescombe. — Published by Elsevier Ltd, 2007

14 2011

369.5

( . )

« ».

2011 .  
0,1%

( — )

1144,3

569,2

3%

[1-3].

14,6%,  
2011 .

— 15,8%

[4, c. 7].

7,4%,

ressourse

» [5, . 65].

resurgere «

» [6, . 633]; «

» [7, . 472].

» [9, . 496].

» [10, c. 509].

» [11]; «

» [12, c. 60].

[13],

[14].

---

[15, . 84].

» [16,

c. 79].

— [16, c. 79].

» [17, . 13].

» [18, c. 29].

» [19, c. 67].

» [15, . 75].

» [20, c. 87].

» [21].

[22].

[23, c. 81].

[24, c. 34],

[25, c. ],

[26, c. 347]

» [27, c. 24],

» [28, c. X],

» [29, c. X],

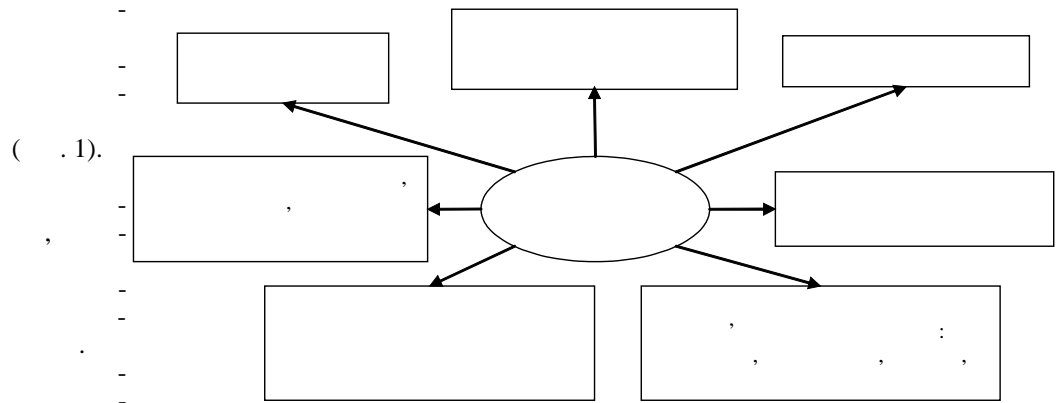
» [22]

» [18],

» [25, c. ]

» [30, c. 19].

«  
» [31, с. 21].



.1. « »  
:« », « », « », « »  
« »  
« », « »  
« »  
: « »  
» [32, .4].  
« »  
»,  
: « »  
( , ), » [33, .7-8].  
« »  
», « » [34, .11].  
« »  
» [35, .6].  
« »  
» [36, с. 3].  
« » — « »  
» [37, с. 9].  
« »  
» « »  
[38, .11]. « »  
» [39, .11].  
« »  
» 09.07.2003 . 1057-IV. , .1  
— « »  
.3 .7  
.1  
« » — « »  
», .3 .6  
( , « » ) ( )



---

», .1 .47— « ; » , .1 .48—« ;

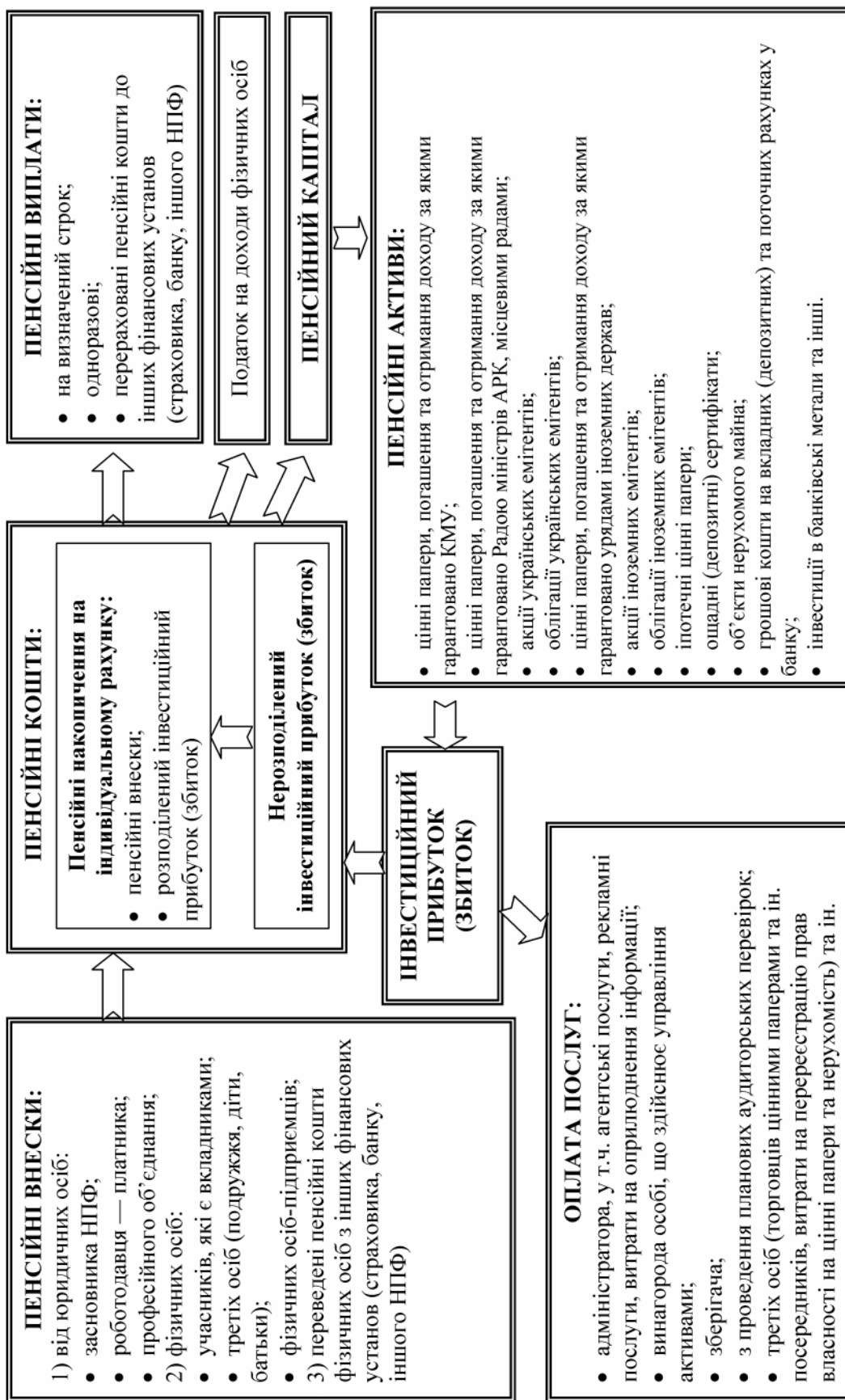
» . « » ; « » ;

( .2) ;

( ) ;

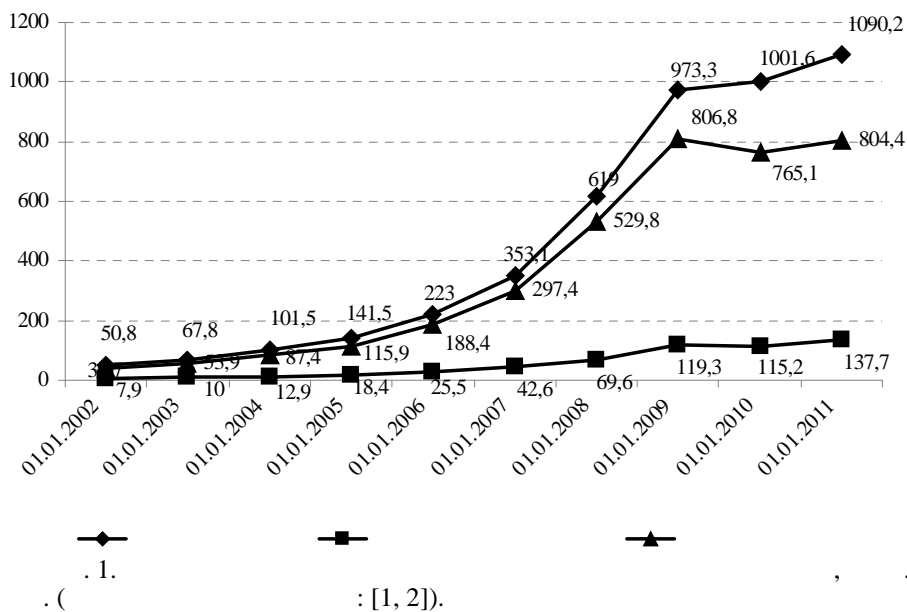
;

1. <http://www.dfp.gov.ua/732.html>
2. 2010 / : <http://www.ukrstat.gov.ua>
3. 2010 . / : <http://www.ukrstat.gov.ua>
4. Pension Markets in Focus — July 2011 — Issue 8. — 24 p. — : <http://www.oecd.org/dataoecd/63/61/48438405.pdf>



5. : 7 .— .5 / : . . . . — : . . . . ,2006. — 704 .
6. / . . . . —3- — : . . . . ,2006. — 880 .
7. : . . . . ,2006. — 623 . / . . . . ;
8. / : . . . . —6- „ . . . . — : . . . . ,2006. — 552 .
9. « . . . . »,2005. — 714 . / . . . . — : . . . .
10. : 2- .— .2: - / . . . . , . . . . , . . . . / . . . . — : . . . . ,2006. — 568 .
11. — 2- „ . . . . / . . . . , . . . . , . . . . — : . . . . ,1999. — 479 .
12. / . . . . , . . . . — : . . . . ,2007. — 358 .
13. ( ) 4 « . . . . »: 31.03.1999 . 87.
14. — 2009. — 4. — . 66-70.
15. : / . . . . — : . . . . ,2000. — 416 c.
16. ( ) : / . . . . — 2- „ . . . . — : . . . . , 2002. — 240 .
17. : . . . . / . . . . — 2- „ . . . . — : . . . . ,2004. — 328 .
18. / . . . . — : . . . . ,1996. — 692 .
19. / . . . . // . . . . — 2001. — 7. — . 62-69.
20. : . . . . / . . . . — : . . . . « . . . . »,1998. — 398 c.
21. — 2- . . . . / . . . . , . . . . , . . . . — : . . . . ,2002. — 384 .
22. / . . . . — : http://www.nbu.gov.ua/portal/Soc\_gum/aprer/2008\_4\_1/35.pdf
23. [ ]/ . . . . // . . . . — 2003. — 4. — . 77-81.
24. : . . . . , . . . . — : . . . . « . . . . ». — 2007. — 606. — . 33-38.
25. / . . . . // . . . . — 2008. — 5. — . 2. — . 80-82.
26. / . . . . // . . . . — 2010. — 29. — . 344-347.
27. / . . . . — : . . . . ,1998. — 175 .
28. / . . . . — : . . . . — 1995. — 430 .
29. / . . . . , . . . . — 2- „ . . . . — : . . . . ,2004. — 424 .
30. : / . . . . , . . . . — : . . . . ,2008. — 611 .
31. / . . . . — : . . . . ,1999. — 63 .
32. : 08.04.01 / . . . . — : . . . . ,2006. — 19 .
33. : 08.02.03 / . . . . — : . . . . „,2005. — 18 .
34. : 08.00.10 / . . . . — : . . . . ,2007. — 23 .
35. : 08.00.01 / . . . . — : . . . . ,2007. — 25 .
36. : 08.01.01 / . . . . — : . . . . „,2006. — 18 .
37. : 08.01.01 / . . . . — : . . . . „,2005. — 20 .
38. // : . . . . — 2006. — . 53. — . 110-114.
39. // : . . . . — : . . . . — 250: 9 .— . V.— : . . . . ,2009. — . 1147-1151.





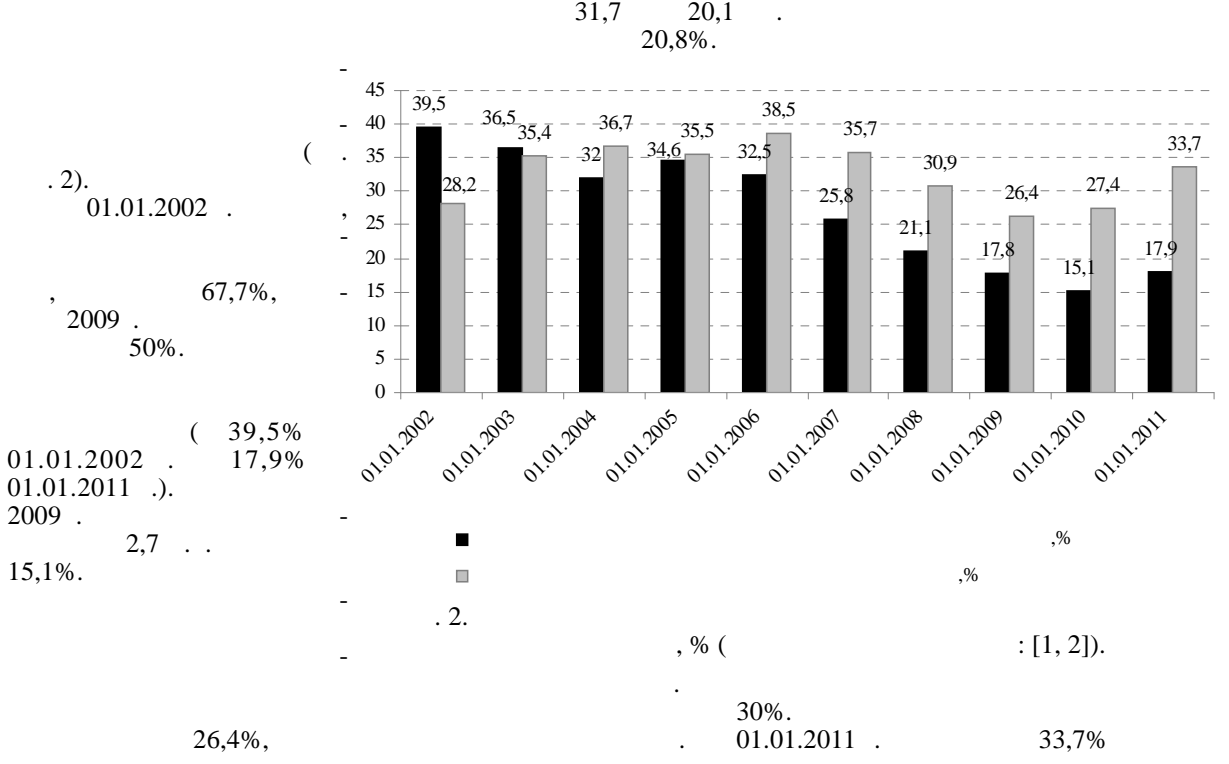
2002 . 2011 .  
24,7 ( .  
. 1).  
2002 . 2009 .  
63,2%  
81,4%. 2009 .  
6,8 . ., 2010 .  
1 — 5,3 . ., 01  
2011 .  
69,3%.

2002-2010 . \*

	01.01.2002	01.01.2003	01.01.2004	01.01.2005	01.01.2006	01.01.2007	01.01.2008	01.01.2009	01.01.2010	01.01.2011
	32,1	46,7	73,4	97,2	156,4	269,3	485,4	792,2	747,3	755,0
, %	63,2	68,9	69,6	68,7	70,1	76,3	78,4	81,4	74,6	69,3
1) . . .	26,6	38,1	58,0	72,9	109,0	167,7	276,2	472,6	475,0	508,3
2) %	82,9	81,6	79,0	75,0	70,0	62,2	56,9	59,6	63,6	67,3
1) . . .	1,4	3,3	8,9	14,6	33,22	77,8	153,6	268,9	222,5	186,5
2) %	4,4	7,1	12,1	20,2	21,2	28,8	31,6	33,9	29,8	24,7
1) . . .	5,7	10,7	28,1	45,5	86,2	157,2	292,0	507,7	441,8	420,1
2) %	17,8	22,9	38,3	46,8	55,1	58,4	60,2	64,1	59,1	55,6
1) . . .	5,1	9,7	23,2	34,7	58,5	90,6	156,4	266,2	244,4	262,2
2) %	89,5	90,7	82,6	76,3	67,9	57,6	53,6	52,4	55,3	62,4
1) . . .	1,9	2,1	2,5	3,13	3,4	4,5	6,4	18,0	69,9	84,9
2) %	5,9	4,5	3,4	3,2	2,2	1,7	1,3	2,3	9,4	11,2

\* : [1, 2].  
133,2  
01.01.2011 . 186,5  
67,3% 01.01.2011 .  
4,4% 01.01.2002 . 24,7% 01.01.2011 .  
01.01.2009 . 59,6%).  
19,1  
01.01.2011 . 508,3  
5,9% 1,3%,  
2008 . 2002 .  
11,2%.  
84,9 1,9  
82,9% 01.01.2002 .

2002 . 2011 . 73,7  
 01.01.2011 . 420,1  
 17,8% 01.01.2002 . 64,1% 01.01.2009 .  
 ( 01.01.2011 .  
 55,6%).  
 01.01.2002 . 89,5%. 2003 .  
 01.01.2009 .  
 52,4%. 01.01.2011 . 62,4%.  
 19,8 942,1 . 01.01.2011 .  
 14,6%.  
 01.01.2011 . 145,9 .  
 — 160,9 .

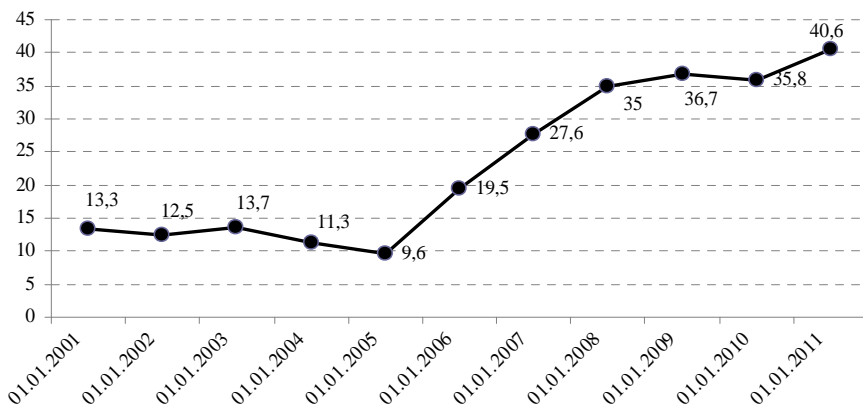


2002-2010 \*

	01.01.2002	01.01.2003	01.01.2004	01.01.2005	01.01.2006	01.01.2007	01.01.2008	01.01.2009	01.01.2010	01.01.2011
( . 2).	-	-	-	-	-	-	-	-	-	-
21 01.01.2002 .	189	182	179	181	186	193	198	198	197	194
01.01.2011 . — 55	152	157	158	160	165	170	175	184	182	176
100%	21	20	19	19	23	35	47	53	51	55
6 20.	6	7	7	7	9	13	17	17	18	20

\* : [1, 2].

01.01.2011 . 40,6%.  
 ( . 2). 2002 .  
 49



01.01.2011 . 26  
 (24,5%),  
 (10,4%), (11,1%),  
 (8,0%), (10,0%),  
 (5,9%).

.2. , % ( : [1, 2]).

38,5 13,0 2009-2010

50%

- 
- 
- 
- 
- 

1. — 2009. — 12 (166). — : <http://www.bank.gov.ua>.
2. — : <http://www.bank.gov.ua>.



• „ , , .

, -

, -

, -

, -

. . [10],  
 . . [8], . [8], . [11], . . [7], . [8].  
 . . [1],  
 . . [3], . . [4], . . [5], . . [3] .

, -

, -

, -

« ».

, -

, -

.

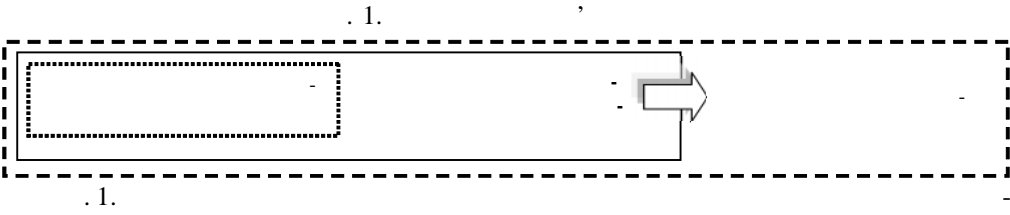
- ;
- ;
- ( ) .
- ;
- ;

;

• ;  
• ;  
• ;  
» 20 1998 . 114 «

[6].

[11, . 8].



. 1.

»» 15 2004 . 104 « [6].  
« [2].

«...».

- — ;
- — ;
- — [10, . 13].

[9, с. 2].

« -

[4, . 266].

2016 , 2012 G-20

1. / . . . // . — 2010. —

2 (29). — . 27-32.

2. 15 2004 « ., 104. — ».

[www.zakon.rada.gov.ua](http://www.zakon.rada.gov.ua).

- 
3. // ... — 2007. — 7. — .5-11.
  4. : ... / ... — 2009. — 384 .
  5. — 2009. — 11. — .3-6; / ... //
  6. 20 1998 ., 114. — . — :  
www.zakon.rada.gov.ua.
  7. // ... — 2007. — 1. — .20-30.
  8. Aligning financial supervisory structure with country needs / Jeffrey Carmichael, Alexander Fleming, David T. Llewellyn. — Washington, DC: World Bank Institute, 2004. — 263 p.
  9. Core Principles for Effective Banking Supervision / Basel Committee on Banking Supervision. Bank for International Settlements. — October, 2006. — 7 p.
  10. E Philip Davis, Ugochi Obasi. The effectiveness of banking supervision // Brunel University and NIESR London Brunel University, 2009. — 35 .
  11. Frederic S. Mishkin Prudential Supervision: What Works and What Doesn't. — University of Chicago Press. National Bureau of Economic Research. — 2001. — January. — 288 p.

15 2011

658.152:332

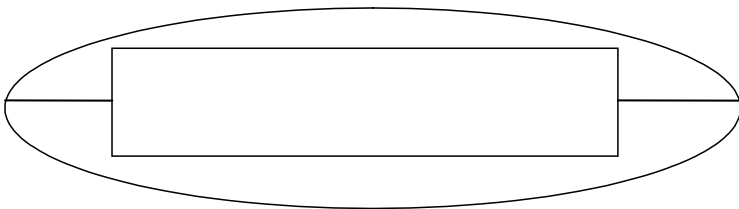
• • • • • ,

,  
-  
-  
-

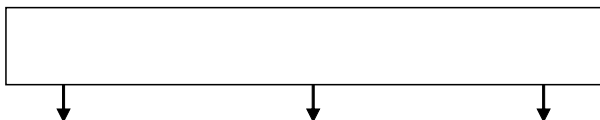
-  
-  
-  
-  
-  
-  
-  
-  
-  
-  
-

( . taxi — + nomos — )

[1, . 20]. ( . 1).



. 1.



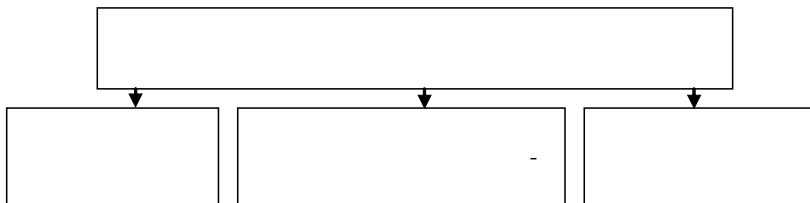
. 2.

( . 2).

120 150  
[2].

[3, c. 19].

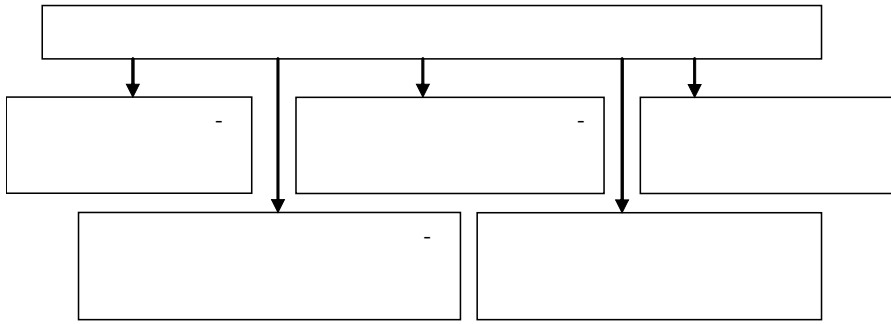
( . 3) [4, c. 16].



.3.

[2].

( . 4).



. 4.

100 .

100 .

1

-	
1-0,8	
0,8-0,63	
0,63-0,37	
0,37-0,2	
0,2-0,0	

( . 1) [5].

- 
1. . . . / . . . . — . — . : . . . , 2001. — 304 .
  2. The Global Competitiveness Report 2009-2010. — . — . : <http://www.weforum.org/pdf/GCR09/GCR20092010fullreport.pdf>
  3. . . . / . . . . , . . . . — . — . : . . . - , . . . . , 1999. — 304 .
  4. . . . / . . . . — . — . : . . . - , 1999. — 512 .
  5. . . . / . . . . // . . . . — 2010. — 2 — C. 9-12. — . — . : [http://www.nbu.gov.ua/portal/Soc\\_Gum/Bi/2010\\_2/9-12.pdf](http://www.nbu.gov.ua/portal/Soc_Gum/Bi/2010_2/9-12.pdf)

16 2012



• • • • • ,

[6, 19, 21],

[1].

[2, 4, 6].

[3].  
(384–322 . . .)

(1770–1831)

(1818–1883)

[15].

[10].

[15].

( ;1).

1. Aristotle, Terence Irwin, Gail Fine Aristotle: introductory readings. — Oxford: Oxford University Press, 1996. — 359 .
2. . . . « » / . . . . — ∴ , 1974. — 67 .
3. . . . : [www.raai.org/library/books/anohin/anohin.htm](http://www.raai.org/library/books/anohin/anohin.htm) / . . . . —
4. . . . / . . . . — ∴ , 1969. — 342 .
5. . . . , : <http://www.intuit.ru/department/expert/intsys/4/> —
6. . . . // . . . . — 2009. — 3. — .8-12.
7. . . . : / . . . . ; . . . . — ∴ , 2006. — 480 c.
8. / . . . . — ∴ , 2003. — 428 .

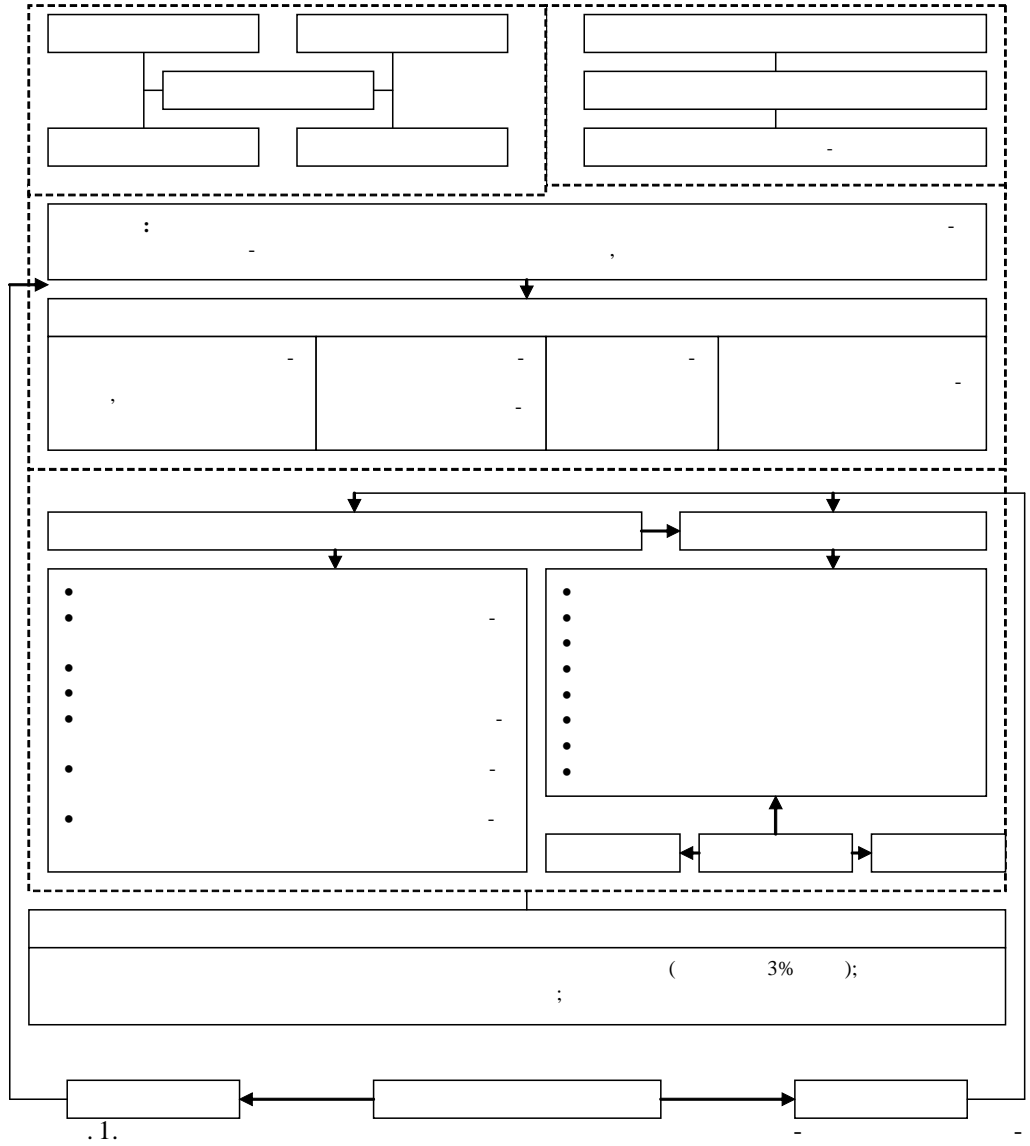
	( )
	)
	( ),
-	
	—
	( )
	( )
-	
-	( )
	( )
	( « » )
	( ),
	( )
	( )
-	
-	

- 
9. / . . . . — : , 2003. — 302 .
10. . . . / . . . . — : , 1974. — 258 .
11. . . . : / . . . // -
12. — . — .98-102.
12. . . . , /
- . . . // . . . . 12. —
- : , 2005. — . 156-163.
13. . . . / . . . , . . . — : , 1988. —
- 318 .
14. . . . / . . . // .
- 2008. — 2. — 11. — . 236-240.
15. . . . : . . . / . . . — : , 2003.
- 368 .
16. . . . / . . . , . . . // . — 2008. —
1. — . 139-150.
17. Turban E. Decision support and expert systems / E. Turban — Engle wood Cliffs. — 1995. — .I: Prentice Hall.
18. . . . / . . . . — : , 1978. — 272 .
19. . . . : / . . . . — 3- . — : , 2004.
- 480 .
20. . . . — 2007. — : . — 31-1. — / . . . . —
- // : [http://www.library.dgtu.donetsk.ua/fem/vip31-1/31-1\\_45.pdf](http://www.library.dgtu.donetsk.ua/fem/vip31-1/31-1_45.pdf)
21. . . . : / . . . . — : , 2004. — 216 .

351.774

• • • • •  
• •  
-  
-  
,  
, , , , ,  
, , , , ,  
:  
, , , , ,  
- , , , , ,  
, , , , ,  
, , , , ,  
, , , , ,  
, , , , ,  
[4], [5] [1], [2], [3],  
,  
• :  
• ;  
• ;  
• — ;  
• — ;  
2006-2010 . 1,08%.  
01.01.2010 . 2006-2010 60 % [6].  
2006-2010 14,82%.  
97,93%.  
\$ 100 . [3].  
• ;  
• ;  
• ;  
• ;  
• ;

( .1).



[7].

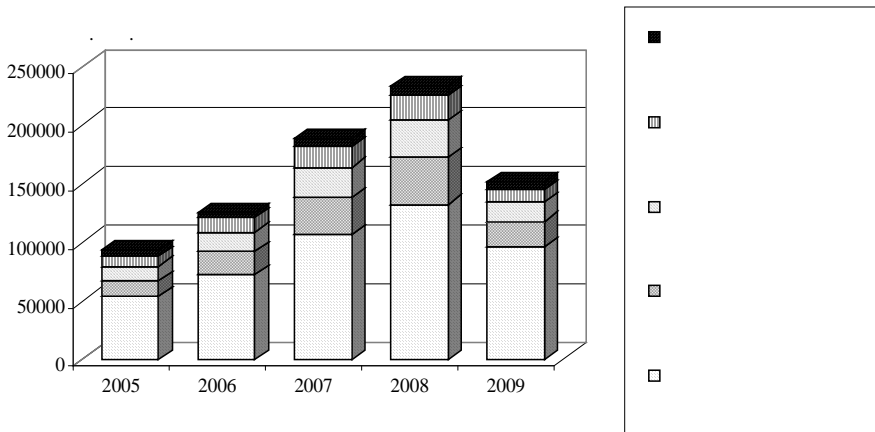
( )

[5].

15% 1-3%,

7% ( . 2).

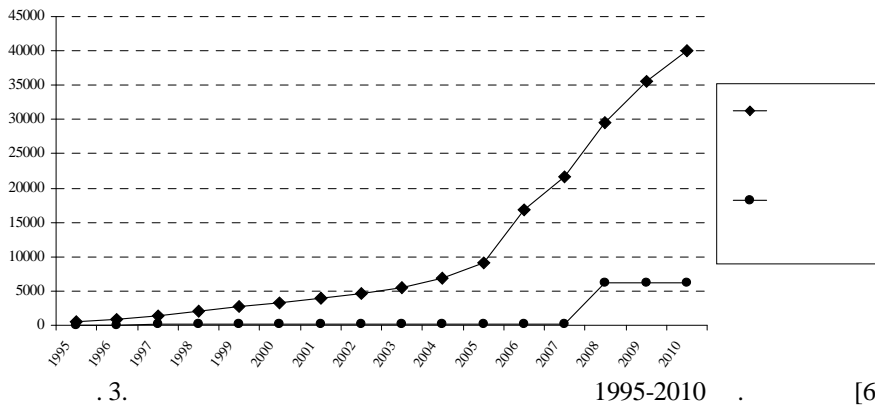
2009 .



. 2.

2005-2009 . [6]

1995-2010 .



. 3.

1995-2010

( . 3).

(127,49% 274,93%),

9 .

[6] 2006-2010 .

2009-2010 .

92%

[1].

— \$ 861,0  
 — \$ 454,9  
 — \$ 141,5 . [1].

— \$ 522,6 .

— \$ 582,0 .

( \$ 207,8 .)

2009 . 17,9 .

( \$ 106,1 .).

[8].

( , )

[4].

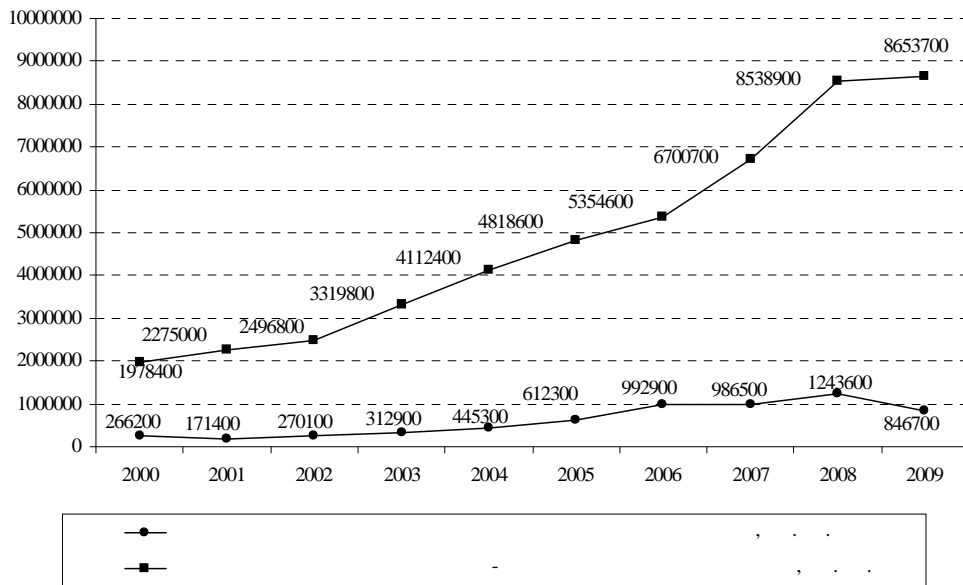
[1].

1. / .. // : . — 2010. — 11. — . 20-23.
2. / .. // : . — 2010. — 9. — . 35-37.
3. / . // . — 2010. — 6. — . 20-23.
4. . . : . 25.00.02 « »
5. — , 2010. — 20 . / . . // : . — 2010. — 8. — . 12-17.
6. . — : <http://www.ukrstat.gov.ua/>.
7. « » 01.06.1995 ., 384 — : [http://search.ligazakon.ua/l\\_doc2.nsf/link1/KP950384.html](http://search.ligazakon.ua/l_doc2.nsf/link1/KP950384.html).
8. « » 2009-2013 » 14.05.2008 ., 447. — : <http://zakon.nau.ua/doc/?uid=1149.463.0>.

10 2011



336.531.2



2000 2009

318%,

437,4%  
( .1).

. 1.

2000-2009 . ( [2-29]).

1 ( ) 8 « »:

[1].

( ) [30]: ( ) ( .1).

$$x = \frac{\sum x_i}{n}, \quad (1) \quad y = \frac{\sum y_i}{n}. \quad (2)$$

$$R = \frac{\sigma_{xy}}{\sigma_x \sigma_y}, \quad (3)$$

$$\sigma_x = \sqrt{\frac{\sum (x_i - \bar{x})^2}{n}}, \quad (4) \quad \sigma_y = \sqrt{\frac{\sum (y_i - \bar{y})^2}{n}}, \quad (5) \quad \sigma_{yx} = \frac{1}{n} \sum (x_i - \bar{x})(y_i - \bar{y}). \quad (6)$$

$$\sigma_x = \sqrt{\frac{1333773830000,00}{9}} = 384963,75; \quad (7) \quad \sigma_y = \sqrt{\frac{57924357175679,00}{9}} = 2536935,10; \quad (8)$$

$$\sigma_{yx} = \frac{7987571320000,0}{9} = 887507924444,45. \quad (9)$$

$$R = \frac{887507924444,45}{384963,75 \cdot 2536935,10} = 0,9087. \quad (10)$$

0,9087, (R > 0,5) ( 11).

$$y = a_0 + a_1 x. \quad (11)$$

$$\begin{cases} n \cdot a_0 + a_1 \sum x_i = \sum y_i; \\ a_0 \cdot \sum x_i + a_1 \sum x_i^2 = \sum x_i y_i. \end{cases} \quad (12)$$

$$\begin{cases} 9 \times a_0 + 6147900,00 \times a_1 = 48248900,00; \\ a_0 \times 6147900,00 + a_1 \times 5066778710000,00 = 37284303400000,00. \end{cases} \quad (13)$$

$$a_0 = 1953572,27; \quad a_1 = 4,99. \quad (14)$$

$$\bar{y} = 1953572,27 + 4,99 \bar{x}. \quad (15)$$

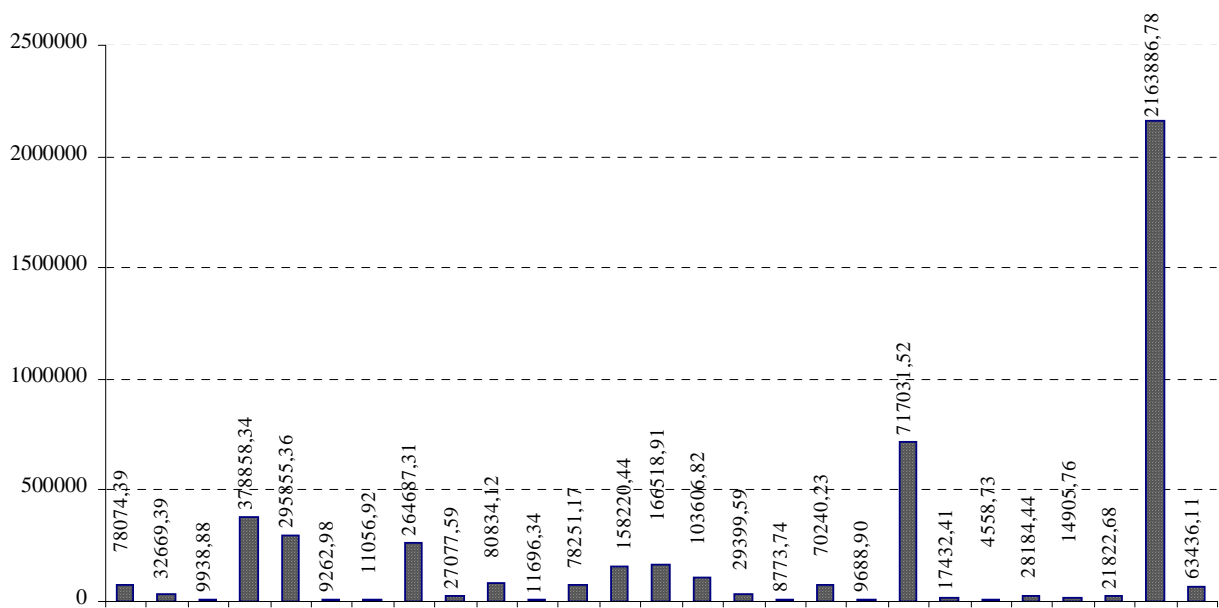
2000-2009 2163886,78 4558,73

2000 2009 \*

Сектори науки	2000	2001	2002	2003	2004	2005	2006	2007	2008	2009	Всього
Обсяг викона- них наукових та науково- технічних ро- біт у фактич- них цінах, тис. грн. (x)	266200	171400	270100	312900	445300	612300	992900	986500	1243600	846700	6147900
Загальна сума витрат на до- слідження і розробки, тис. грн. (y)	1978400	2275000	2496800	3319800	4112400	4818600	5354600	6700700	8538900	8653700	1978400
$\bar{x} - \bar{x}$ , млн. грн.	-416900	-511700	-413000	-370200	-237800	-70800	309800	303400	560500	163600	-683100,00
$\bar{y} - \bar{y}$ , млн. грн.	-3382589	-3085989	-2864189	-2041189	-1248589	-542389	-6389	1339711	3177911	3292711	-5360988,89
$(\bar{x} - \bar{x}) \times (\bar{y} - \bar{y})$ , млн. грн.	1410201308	1579100514	1182910011	755648127	296914438	38401133	-19792778	406468351	1781219178	538687538	7987571320
$(\bar{x} - \bar{x})^2$ , млн. грн.	173805610	261836890	170569000	137048040	56548840	5012640	95976040	92051560	314160250	26764960	1333773830
$(\bar{y} - \bar{y})^2$ , млн. грн.	11441907591	9523327422	8203577991	4166452080	1558974213	294185707	40817	1794825861	10099119030	10841946461	57924357176
$\bar{x}^2$ , млн. грн.	70862440	29377960	72954010	97906410	198292090	374911290	985850410	973182250	1546540960	716900890	5066778710
$\bar{x} \times \bar{y}$ , млн. грн.	526650080	389935000	674385680	1038765420	1831251720	2950428780	5316582340	6610240550	10618976040	73270877900	103228093510

[2-29]

\*

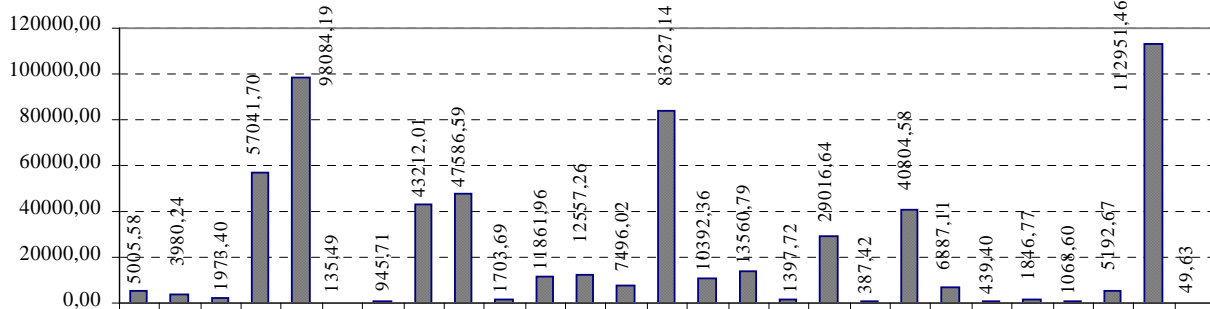


.2.  
.(

[2-29)).

2000-2009

( .3).



.3.  
2009 .

[2-29)).

2000-

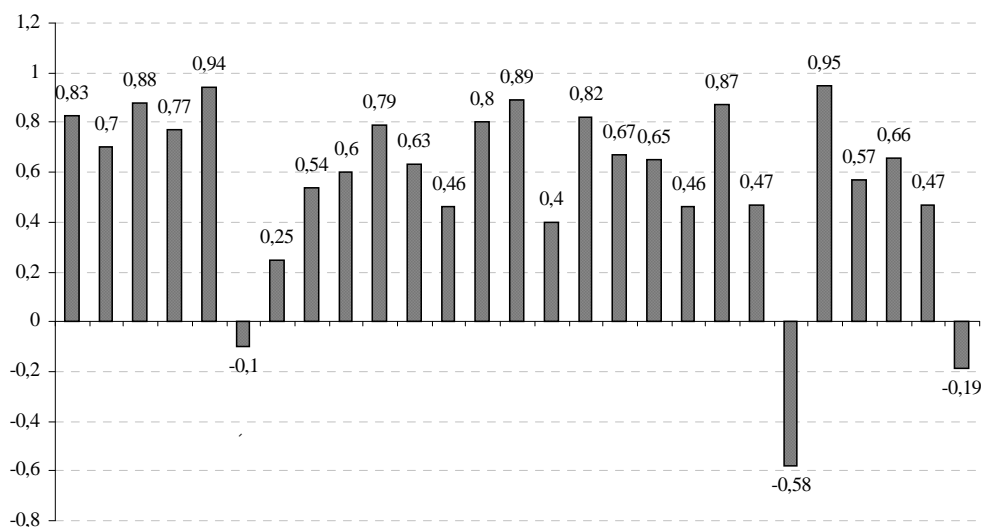
1-6

2 .4.

2000-2009 .\*

	2000-2009	2000-2009	
	683100,00	5360988,89	0,91
	5005,58	78074,39	0,83
	3980,24	32669,39	0,70
	1973,40	9938,88	0,88
	57041,70	378858,34	0,77
	98084,19	295855,36	0,94
	135,49	9262,98	-0,10
	945,71	11056,92	0,25
	43212,01	264687,31	0,54
	47586,59	27077,59	0,60
	1703,69	80834,12	0,79
	11861,96	11696,34	0,63
	12557,26	78251,17	0,46
	7496,02	158220,44	0,80
	83627,14	166518,91	0,89
	10392,36	103606,82	0,40
	13560,79	29399,59	0,82
	1397,72	8773,74	0,67
	29016,64	70240,23	0,65
	387,42	9688,90	0,46
	40804,58	717031,52	0,87
	6887,11	17432,41	0,47
	439,40	4558,73	-0,58
	1846,77	28184,44	0,95
	1068,60	14905,76	0,57
	5192,67	21822,68	0,66
	112951,46	2163886,78	0,47
	49,63	63436,11	-0,19

\* [2-29]



.4.

2000-2009 .

( [2-29]).

1. 242 ( ) 18.10.1999 8 « »: : <http://zakon.rada.gov.ua/cgi-bin/laws/main.cgi?nreg=z0750-99>
2. : /
3. : <http://www.ukrstat.gov.ua/>
4. : <http://www.sf.ukrstat.gov.ua/ukstinf.htm>
5. : <http://www.vn.ukrstat.gov.ua/>
6. : <http://www.lutsk.ukrstat.gov.ua/>
7. : <http://www.dneprstat.gov.ua/statinfo/>
8. : <http://www.donetskstat.gov.ua/statinform/index.php>
9. : <http://www.zt.ukrstat.gov.ua/StatInfo/StatInf nauk1.html>
10. : <http://www.uz.ukrstat.gov.ua/statinfo/statinfo.html>
11. : <http://zp.ukrstat.gov.ua/content/blogcategory/32/366/>
12. : <http://stat.if.ukrtel.net/>
13. : <http://oblstat.kiev.ukrstat.gov.ua/content/p.php3?c=40&lang=1>
14. : [http://www.kr.ukrstat.gov.ua/stat\\_inf.htm](http://www.kr.ukrstat.gov.ua/stat_inf.htm)
15. : <http://www.lugastat.lg.ua/statinform.htm>
16. : [http://www.stat.lviv.ua/ukr/si\\_inf\\_2009.php?ind\\_page=si](http://www.stat.lviv.ua/ukr/si_inf_2009.php?ind_page=si)
17. : <http://www.mk.ukrstat.gov.ua/>
18. : <http://www.od.ukrstat.gov.ua/>
19. : <http://www.poltavastat.gov.ua/>
20. : <http://www.rv.ukrstat.gov.ua/>
21. : <http://www.sumy.ukrstat.gov.ua/stat.html>
22. : <http://www.ternstat.tim.net.ua/statinfo.html>

---

22. : /  
 stat\_inf.html : http://uprstat.kharkov.ukrtel.net/ua/stat/

23. : / -

24. : http://ks.ukrstat.gov.ua/content/section/4/114/ -

25. : http://www.km.ukrstat.gov.ua/ukr/index.htm -

26. : http://www.stat.cherkassy.ua/?p=stat\_inform -

27. : http://www.cv.ukrstat.gov.ua/operinf.html -

28. : http://chernigivstat.gov.ua/statdani/ -

29. : http://www.gorstat.kiev.ua/p.php3?c=255&lang=1 -

30. : http://www.sevstat.sevinfo.com.ua/ -

— 255 . . . . . , 2007.

30. : http://www.experts.in.ua/ua/baza/analitic/detail.php?ID=11144 -

31. : http://sun.tsu.ru/mminfo/000063105/324/image/324-296.pdf. -

32. : http://api.ning.com/files/ShQfDlLuXTFOA-nBGaOGrkcYozqtcfFc21bUSqwpc2H0JCY6zf98I1pyzK-KL5RV3Yv6Z7GPrJRQqGafW1aCUUQFh\*Q5epmL/yatskiv\_ntsu.pdf

658.562

• ” . . . ”  
• ” . . . ”

( )

[1].

[2],

[3].

[5],

[6].

[7].

( ) [8].

[1].

[1].



10, « » 1000 [2].  
 89 139  
 ( 1) [3], [4].  
 ( 2, . 1). [1].

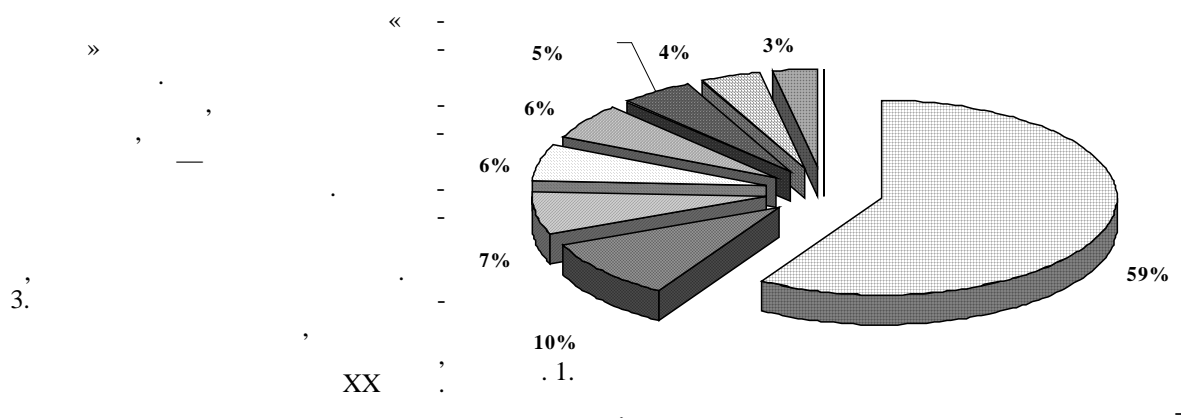
2010-2011 . [4]

	2010-2011 .	2009-2010 .	2009-2010 .
	1	1	0
	2	4	2
	3	3	0
	4	2	-2
	5	7	2
	6	8	2
	7	6	-1
	8	10	2
	9	5	-4
	10	9	-1
( )	11	11	0
	12	13	1
	13	12	-1
	14	14	0
	15	16	1
.....			
	39	46	7
	42	33	-9
	48	48	0
	61	61	0
	63	63	0
	67	64	-3
	83	71	-12
	89	82	-7
	94		
	122	113	-9

[9; 10]

/		2010 . ( . )	2011 . ( . )
1		323,172	525,735
2		54,573	81,015
3		41,007	64,682
4		32,529	53,906
5		32,685	51,87
6		28,339	50,628
7		22,744	34,139
8		16,380	26,372

1. « » [5]:  
 2. « »



3. « XX »

4. [5, c. 20].

5. « ».

6. « ».

7. « » [5, c. 21-22].

8. « ».

[5, c. 23].

[6, c. 62].

ISO 9001:2008.

ISO 9001:2008

ISO 9001:2008 —

50% 20% Fortune, 2

[3].

1.

2.  
3.

[7, c.49].

( )).

1.

: ... : 08.00.05. /

2. — .., 2006. — 276 .

2. : http://  
www.meatbusiness.ua/article.php?p=354&j=2

3.

: http://deming.com.ua/index.php?id=65

4.

: http://gtmarket.ru/news/state/2010/09/09/2668

5.

// — 2006. — 3. — . 19-23.

6.

— 2010. — 2. — . 62-65.

7.

// , — 2008. — 3. — . 47-51.

8.

: http://quality.eup.ru/MATERIALY12/motiv-smk.htm

9. Worldsteel:

: http://www.rbc.ua

10.

— : http://www.utro.ua/ru

6 2011

... ..

25-30%.

20-30%

25 1

[3] [4] [1], [2], [5], [6]

[1, 3, 4].

20 20

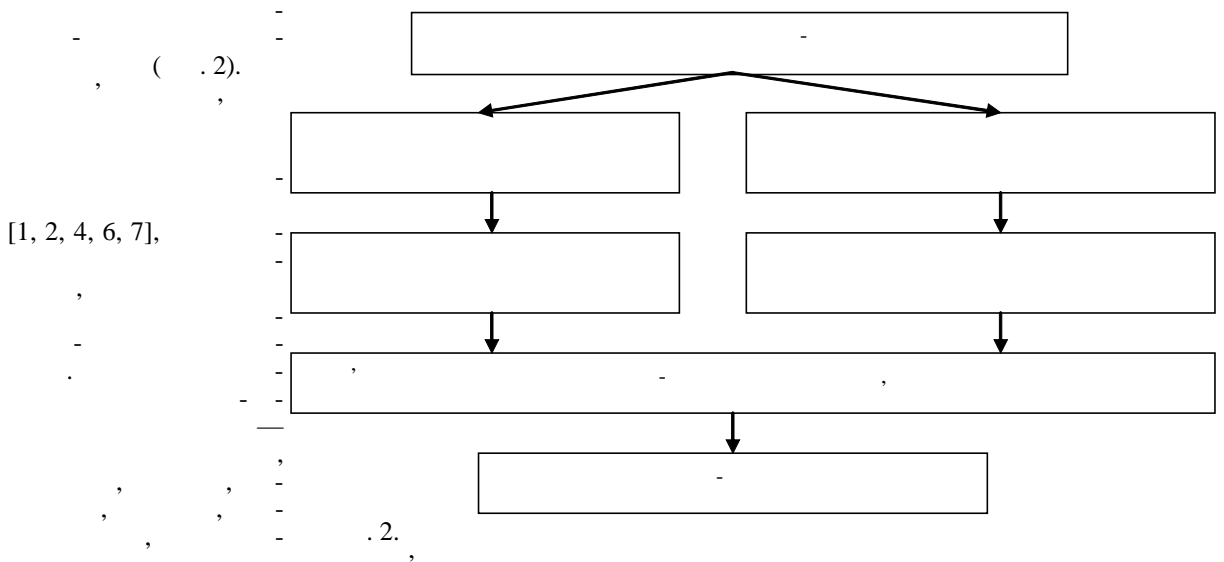
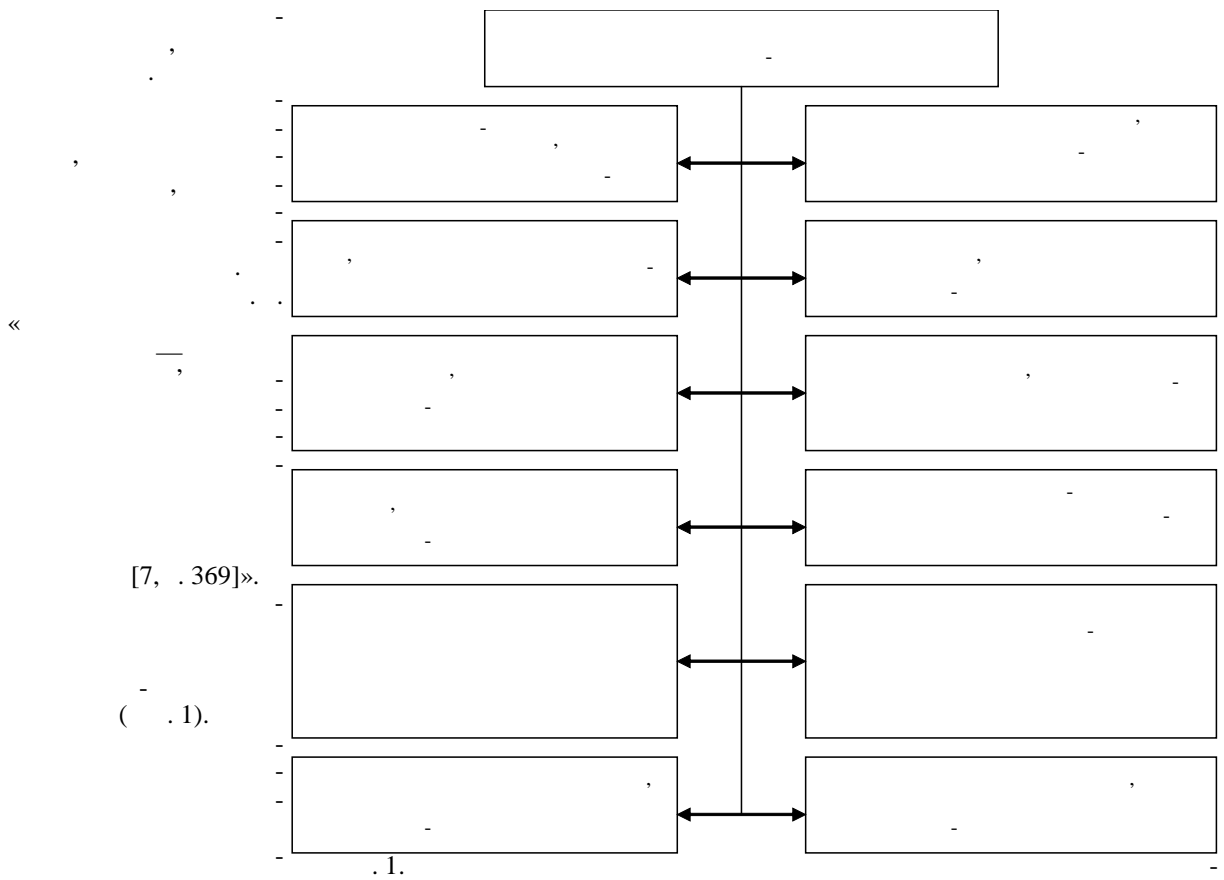
... « [7, .231]».

( ; ) ; ) ( ; ) ; ) ( ; ) ; )

2-4

) ; ) 20 ; )

2-4, 5



1. ... « ... », 2002. — 250 ...
2. ... / ... //
3. ... — 2001. — 5. — 30-38.
4. ... / ... // ... — 2006. — 2-3.
5. ... , 2000. — 209 ...
6. ... , 1996. — 164 ...
7. ... [ ... ] / ... — 2007. — 23 ... « ... », 2004. — 512 ...

330.341

« » « »

« » « » « » « »

2008 .

[1], [2], [3], [4].

(special purpose vehicle / company) [5, . 11].

[4, c. 58].

[1, c. 12].

[6, c. 78].

[7, c. 118].



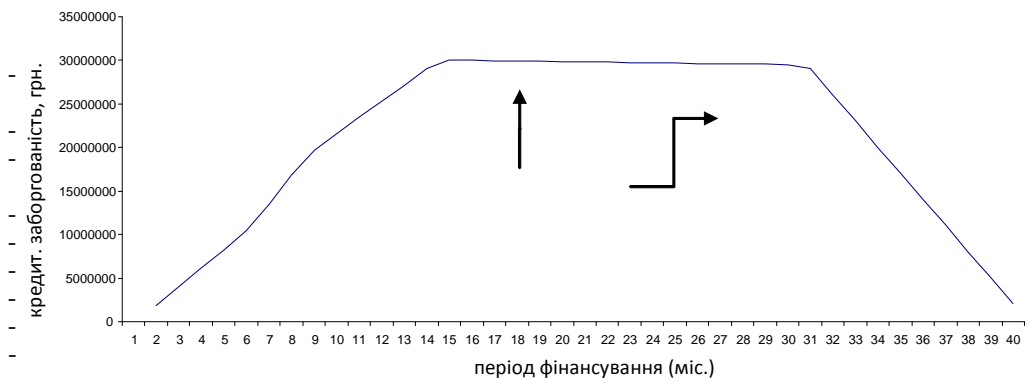
... ( ) ... ( ) ( 30%) [6, c. 36].

1. ( ).  
2. ( , ). ( ).  
[7, . 115].

1.  
2.  
3. [8, . 74].

« » — ( - ).  
« » 17% — 30 , 7

, 8 ( 2012 .)  
2012 .. ( .1).  
« »,  
« » ( « » , « » )



1. « » [10].

2. « ».

3. « ».

4. « ».

5. « ».

1. / . . . . — ., 2008.

2. : . / . . . . , . . . . -

3. — : - , , 1999.

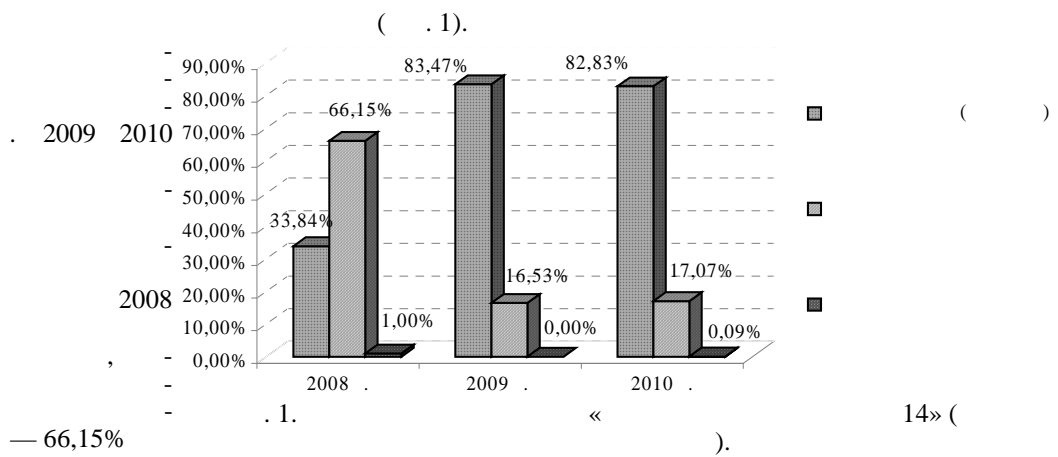
4. / . . . . — ., 2000.

5. . . . / . . . . — . : , 1999. — 393 .

6. : [http:// bcontacts.com.ua/ru/](http://bcontacts.com.ua/ru/)



[3, c. 165].



/	, %	.. (+,-)		.. %				
		2008	2009	2009 2008	2010 2009			
1.	(ROA)	0,6	1,2	0,8	0,6	-0,4	200,4	66,21
2.	(ROE)	12,8	13,7	9,4	0,9	-4,3	107,4	68,42
3.		2,9	4,1	2,9	1,3	-1,2	143,6	70,36
4.		9,0	12,1	1,7	3,0	-10,3	133,6	14,46
5.		2,6	1,3	1,3	-1,3	0,0	48,72	98,84
6.		3,2	11,2	1,5	8,0	-9,7	355,4	13,11
7.		0,9	1,1	1,5	0,2	0,5	120,3	142,1
8.		0,9	1,1	1,1	0,2	0,0	120,3	98,42

2009 , 2010

« 14»

14»

2

\*

	(50% )	(75% )	(100% )
	4537,77	6806,66	9075,55
	756,30	1134,44	1512,59
	3781,48	5672,22	7562,96
	2905,84	4289,84	5673,83
	11,00	11,00	11,00
	875,63	1382,38	1889,13
	201,40	317,95	434,50
	674,24	1064,43	1454,63

\*

3

\*

	2010	-	-	-
	0,943	0,951	0,957	0,963
	0,006	0,015	0,021	0,027
	0,060	0,068	0,073	0,077
	0,455	0,499	0,520	0,541
, %	1,1	2,4	3,2	3,9

\*

2010,

0,2.

— 0,027.

6%

0,5.

2010

1

1,1

2

— 3

1

3,9

- 
- 3-
  1. 2 —
  2. 3 : ; «14»
  1. / ... // ( ).  
— 2005. — 8. — 8-13.
  2. : : / ... — :  
; , 1999. — 528 c.
  3. : ./ ... — :  
, 2007. — 632 .
  4. : : / ... —  
2- „ . — : , 2002. — 496 c.
  5. : : /  
. — : , 2003. — 224 c.
  6. ( ) : ./ ... — : , 2009.  
— 1328 .
  7. : : / ... —  
. — 2- „ . — : , 2004. — 288 c.
  8. : / ... — :  
2005. — 535 .

19 2012

[7], [8], [3, 11], [4], [6], « » 2008-2010

[4, . 481].

( )

[3, . 42; 11].

. 1.

1

\*


« » «sanare»

\*

« » 1999 .,

[1].

[2].

[3, 310].

[5, . 553].





---

3.

3

1. « » 31.08.1999

2.

04.02.98 38.

3. . . . / . . . . — .2.— .: . . . . ,1999.— 512 .

4. . . . . — .2.— .: . . . . : 2- .: . . . . / . . . . , . . . . /

5. . . . . — .2.— .: . . . . / . . . . — . . . . : . . . . , 2007.— 632 .

6. . . . . : . . . . / . . . . .— .: . . . . ,2000.— 340 .

7. . . . . : . . . . — / . . . . / . . . . .

8. . . . . — X.: . . . . ,1997.— 192 .

9. . . . . : . . . . , . . . . / . . . . . — .: . . . . ,1993.— 643 .

10. . . . . — . . . . : www.Econl b.RU . . . . , forex, .— .— . . . . : www.Econl b.RU . . . . / . . . . — .: . . . .

11. . . . . ,2003.— 496 .

12. . . . . — . . . . : www.smida.gov.ua

20 2012

[10].

[14].

[7], ...

[9], ...

[10]

[1], ...

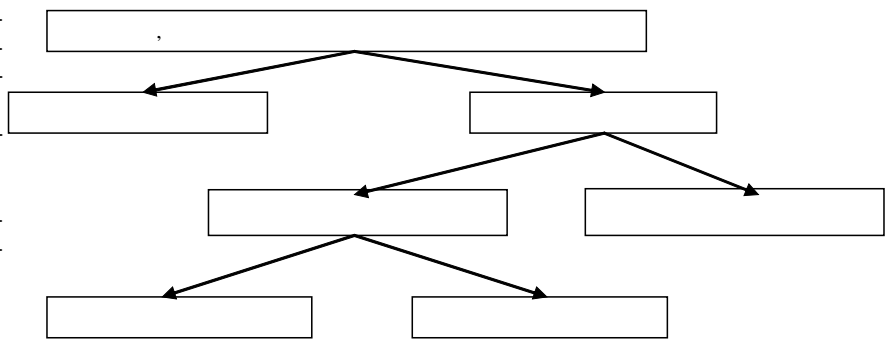
[6],

;2)

;3)

;4)

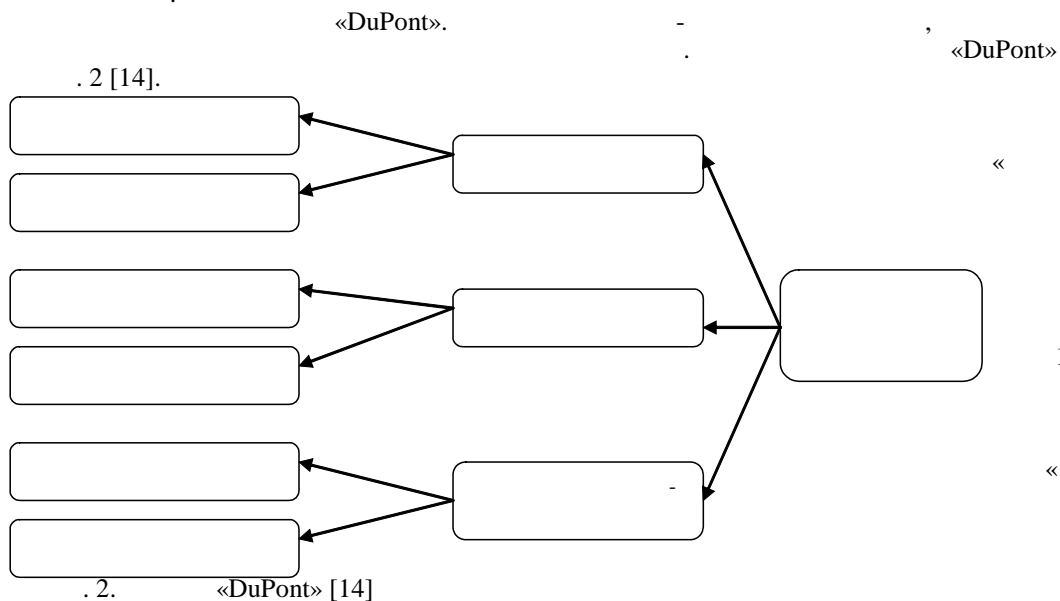
[3].



( .1).

.1.

[2, 4).



» 2008-2010 , % \*

	2008	2009	2010	%			
				2009 – 2008	2010 – 2009	(2009 – 2008) / 2008	(2010 – 2009) / 2009
1. (ROA — Return on Assets)	25,406	8,948	7,791	-16,459	-1,157	-64,782	-12,933
2. (ROE — Return on Equity)	22,450	9,557	5,685	-12,894	-3,872	-57,432	-40,512
3.	20,031	14,467	15,041	-5,564	0,574	-27,776	3,965
4.	7,393	5,160	3,149	-2,233	-2,011	-30,206	-38,974
5.	4,421	4,269	1,872	-0,152	-2,397	-3,438	-56,156

\* « »

2 , % \*

	2010		
		90%	60%
	4,534	6,505	5,308
	5,685	8,115	6,643
	15,041	15,843	15,336
	3,149	4,143	3,510
	1,872	2,655	2,162

. 2

\*

90% 60%.

- 1.
- 2.
- 3.
- 1.
- 2.
- 3.
- 4.
- 5.
- 6.
- 7.
- 2005.—471 .
- 8.
- 9.
- 10.
- 11.
- 12.
- 13.
- 14.

1 2012

• • , ,

,

-

:

,

,

,

,

,

,

[6], . . . [5], . . . [4]

,

—

,

,

—

[1, . 133].

1.

,

:

•

•

2.

,

—

,

3.

,

[2, c.18-23].

:

,

,

•


•

•

.1.

«

»



«

»

.1.

)

(

«

».

«

»

).

(

«

»

«

»

«

»,

« ... »

— « ... » « ... »

[5].

( ... ); [3, .255].

[4, .116-137].

.1.

2008-2010

« ... » 2008-2010 . \*

	2008 .	2009 .	2010 .
1	0,3531	0,9164	0,5281
2	0,3890	0,0998	-0,1602
3	0,1537	0,0619	0,1009
4	-0,1107	-5,2639	-1,1214
5	-0,0001	-0,3482	-0,2840
8	0,0161	-5,6269	-2,8153
10	0,1844	0,0750	0,1646
Z	-1,59	-11,47	-5,83

\*

2.

$$D3 = 0,139 \times x_1 + 1,535 \times x_2 + 0,486 \times x_3 + 1,459 \times x_4 + 0,265 \times x_9 + 0,159 \times x_{10} - 1,757 \quad (1)$$

2010 Z 5,83), 4,82 (

1	0,5478	0,5779	0,6381
2	-0,1218	-0,09	-0,0186
3	0,2483	0,3861	0,6362
4	-0,3108	-0,1091	0,0341
9	2,0500	2,5413	8,3949
10	0,4041	0,6157	0,9789
Z	-1,59	-1,01	1,04

2010 3.

	2010			
	0,0000	0,0301	0,0602	0,1205
	0,5281	0,5478	0,5779	0,6381
	-0,1602	-0,1218	-0,0851	-0,0186
	0,1646	0,4041	0,6157	0,9789

1.

2.

3.

1.

2.

3.

1.

2.

3.

4.

5.

6.

19 2012











## ANNOTATION

### **Vorobyov Yu.N. FINANCIAL PROVIDING OF ACTIVITY IN BUILD ENTERPRISES**

Theoretical and practical positions of the financial providing in build enterprises are investigational in the article  
*Keywords:* financial providing, financial resources, build companies

### **Vorobyova E.I., Blazhevich O.G. FINANCIALLY-BUILD ASSOCIATIONS: WAY TO FINANCIAL STABILITY OF A BUILD COMPLEX**

In the article expedience of creation of financially-build associations is considered with the purpose of providing of financial stability of a build complex of country.

*Keywords:* financially-build associations, build-financial associations

### **Bondar A.P. STATE SUPPORT THE FINANCIAL SAFETY IN ENTERPRISES OF HOUSING BUILDING**

The questions of financial safety the build enterprises are considered. Attention is accented on the necessity of state support the financial safety of enterprises of housing building. The features of realization the government program of accessible habitation are rotined and the ways of its further development are selected.

*Keywords:* financial safety of enterprise, housing policy, accessible habitation

### **Luchik V. LOCAL BUDGETS AS FINANCIAL BASIS OF DEVELOPMENT OF REGIONS**

In the article the estimation of implementation of local budgets is given for 2000-2010, priority directions are certain in relation to the improvement of financial policy of regions with the purpose of providing of their steady development

*Keywords:* local budgets, financial resources of region, regional finances, financial policy, public regional policy.

### **Prokopenko V.Yu. ROLE AND PLACE OF FINANCIALLY-CREDIT TOOLS IN THE REAL ESTATE MARKET**

Article is devoted research of a role and a place of financially-credit tools in the real estate market. It is defined that the sphere of the finance influences the market of real estate not only through the financial market, but also through sphere of the state and municipal finance (taxes, the state and municipal credit).

*Keywords:* the real estate market, financially-credit tools

### **Stoyan V.I. EVOLUTION OF CASH EXECUTION OF BUDGET IN UKRAINE**

Essence of the different systems of cash execution of budget is exposed, the estimation of efficiency of their functioning is given in sovereign Ukraine. The special attention is spared the treasury system of cash execution of budget, which remains the effective mean of embodiment of financial policy of the state.

*Keywords:* cash implementation of budget, banking system of cash implementation of budget, treasury system of cash implementation of budget, mixed system of cash implementation of budget

### **Chernaya O.M., Matsneva E.A. THE MECHANISM OF MANAGEMENT OF ENTERPRISE PROFIT IN UKRAINE**

In article conceptual approaches to development of the mechanism of management by profit of the domestic enterprises are considered. On the basis of ordering of tendencies the list of problems of management of enterprise profit in Ukraine that has allowed to offer improvements ways of the mechanism of management by enterprise profit in Ukraine in the conditions of overcoming of consequences of system crisis and reforming of national economy of Ukraine on a way to world financial space is defined.

*Keywords:* The enterprise, profit, financial result of activity of the enterprise, profit planning, profit formation, profit distribution, profitability, solvency, liquidity.

### **Ovsiannykova I.A. FINANCING SOURCES OF PUBLIC-PRIVATE PARTNERSHIPS' PROJECT**

The article reviews the main financing forms of public-private partnership projects, their features. The contents of the main financing sources of infrastructure projects and its usage principles in overcoming consequences of the global financial crisis are clarified, current trends public-private partnership project financing are identified.

*Keywords:* public-private partnerships, financing instruments, project financing, public funding, private financing, bonds

### **Tsikanovska N.A. THE ESSENCE AND THE FEATURES OF CIRCULATION NONSTATE PENSION FUNDS' FINANCIAL RESOURCES**

In article it is presented the critical review of approaches existing in the economic literature to definition of concept «financial resources». It is found out features of circulation and author's interpretation of essence of nonstate pension funds' financial resources is offered.

*Keywords:* financial resources, a nonstate pension fund, pension contributions, pension money, pension capital, pension actives, pension benefits.

### **Gorovets N., Gorovets M. THE MAIN PROBLEMS OF THE DEVELOPMENT OF UKRAINE BANKING SECTOR**

The problems of formation of Ukraine banking system are examined in the article. The main performance indicators of banks are analyzed; development problems of domestic banking sector are revealed. There are potential paths of development of effective, competitive banking sector of Ukraine are offered.

*Keywords:* banking system, banking sector of financial market, commercial banks, loan portfolio, foreign capital.

### **Tsytsyk K.Yu. PRUDENTIAL BANKING SUPERVISION BASED ON SYSTEM OF RISK ASSESSMENT**

The article is devoted to the research of banking supervision, as one of the key factors for financial stability's ensuring in the country. The essence of effective banking supervision is defined. Particular attention is paid on the study of the economic substance of prudential banking supervision on the basis of system of risks' assessment.

*Keywords:* banking supervision, prudential supervision, banking risks, system of risk's assessment, financial stability.

**Tsopa N.V. FEATURES OF ASSESSMENT THE INVESTMENT ATTRACTIVENESS OF REGIONS**

The formation of a system indicators that are the basis for a comprehensive assessment of investment attractiveness of the region was grounded. Investment attractiveness of the region was considered on the principles of taxonomy, taking into account indicators of investment attractiveness of enterprises, industries, regional economies and the state.

*Keywords:* investment attractiveness of the region, the investment attractiveness of the state, the assessment of investment attractiveness.

**Veretennikova O.V. OUTPUT STATUTES OF APPLICATION OF APPROACH OF SYSTEMS IN THE PROCESS OF RESEARCH OF FEATURES OF SOCIAL INVESTING**

Expedience of application of approach of the systems is in-process well-proven in the process of research of features of the social investing. Maintenance of categories which system co-operation of subjects of the social investing is characterized by is certain, in particular those, which determine the structure of the system, its qualities, processes, surroundings.

*Keywords:* social investment, functional interaction of subjects of social investment, the system, system-factor, systemic approach; category, which is characterized by a system engaged in social investment.

**Chernaya O., Kolodka K. CONCEPT OF MECHANISM FOR STATE MANAGEMENT OF INVESTMENT AND INNOVATION PROCESSES IN UKRAINE**

The article identified the key issues in the public sector investment and innovation processes in Ukraine, based on what conceptual approaches to the mechanism of state management of investment processes in Ukraine in detail the main elements of the concept, including the principles, purpose, objectives, methods, tools and criteria for assessing effectiveness. The concept will facilitate the implementation of investment and innovative model of national economy and the welfare of our fellow citizens.

*Keywords:* mechanism of government investment and innovation processes, investment, investment environment, foreign direct investment, venture capital investment.

**Krikun N.A. INVESTMENT SUPPORT OF REGIONAL INTELLECTUAL POTENTIAL**

Based on the study of scientific works of leading domestic and foreign scientists who deal with the reproduction of the intellectual potential of society and its individual components, analyzed the dependence of intellectual potential of the state financial support of the formation of its individual components. Held cross-correlation-regressive analysis of the relationship between the cost of scientific and technological sphere regions of Ukraine and the volumes of scientific and technical papers, whose results demonstrate the close relationship between the selected indicators in most regions of Ukraine.

*Keywords:* intellectual capacity, intellectual investment, research, development, cross-correlation-regressive analysis.

**Momot A.I., Martyniuk E.S. THE INTEGRATED SYSTEMS OF MANAGEMENT ARE A STEP TO THE INCREASE OF COMPETITIVENESS OF THE UKRAINIAN ENTERPRISES**

In the article the state of introduction of the integrated systems of management and their influence is analyzed on the competitiveness of the Ukrainian enterprises. Reasons of lag of the Ukrainian enterprises are considered from world leaders, problem of the inculcated and operating systems of management of quality on enterprises, and also problems of management of quality at state level.

*Keywords:* integrated systems of management, Worldwide point-of-sale organization, competitiveness, quality, production, system of management of quality

**Bekirova S.E. THEORETICAL BASES THE ECONOMIC ADJUSTING OF DEVELOPMENT IN RECREATIONAL COMPLEX**

The questions of the economic adjusting of development in recreational complex are probed in the article.

*Keywords:* economic adjusting, government economic control, recreational complex

**Konstantinova M.A. PROJECT FINANCING OF INVESTMENT PROJECTS («CONSOLE LTD»)**

Concepts «Investment project» and «project financing» are considered in the article, the types of the project financing are certain, financing of investment project is analyzed and the method of financing of investment projects — project association is worked out.

*Keywords:* investment project, project financing, parallel financing, successive financing, financing with complete regress, financing with the limited regress, financing without regress for a borrower, project association.

**Moskalova D.A. ANALYSIS OF FORMING THE INCOME ON BUILDING ENTERPRISE**

In the article the value of income is considered in financially-economic activity of enterprise, worked out suggestion on the improvement of forming of income on a building enterprise.

*Keywords:* income of enterprise, management by the income of enterprise, forming of income on an enterprise.

**Ponomarenko E.A. FINANCIAL REORGANIZATION IN ENTERPRISE**

This article examines the various definitions of financial reorganization of an enterprise, its methods and goals, analyze and evaluate financial and economic activity.

*Keywords:* reorganization, financial reorganization

**Rogozha N.A. PROSPECTS IMPROVE PROFITABILITY OF CONSTRUCTION COMPANIES**

Profitability — a key indicator of the company, showing how efficiently it operates. Profitability ratios are the main characteristics of financial and economic efficiency of the organization. Economic content of indicators of profitability is reduced to the profitability of the organization.

*Keyword:* profitability.

**Seitvelieva E.R. FINANCIAL MANAGEMENT OF ENTERPRISE IN THE CONDITIONS OF THREAT BANKRUPTCY**

In article the financial condition of the enterprise is investigated, actions for improvement of a financial condition are considered, calculations of probability of bankruptcy and a way of an exit of the enterprise from financial crisis are carried out.

*Keywords:* financial condition, bankruptcy.

..	—	( . )	-
..	—	( . )	-
..	—	. . . , ( . )	-
..	—	, ( . )	-
..	—	, , ( . )	-
..	—	, ( . )	-
..	—	« . . . » , . . . , « »	-
..	—	»( . )	-
..	—	( . )	-
..	—	- , - ( . , -	-
		)	
..	—	( . )	-
..	—	( . , )	-
..	—	( . )	-
..	—	- , ( . )	-
..	—	( . , )	-
..	—	, ( . )	-
..	—	( . )	-
..	—	, ( . )	-
..	—	( . , )	-
..	—	5- 8.03050801 « ( . ) »	-
..	—	4- 6.030508 « » ( . )	-





... , ... ,

-

:

...

...

...

...

( )

1. ... / .
- : ,2000.— 228 .
2. ... : . / ... , ... .— :« — 2000»,  
2006.— 568 .
3. ... - /
- ... , ... // .— 2008.— 8.— . 53-62.
4. : 17 2008 514-VI // , .—  
2008.— 202.
5. : . / . , . .— : -  
,1997.— 1120 .
6. a . . / . . //  
.— 2008.— 1.— . 93-107.
7. : : . / . . , ...  
.— : - ,2000.— 686 .
8. : , , /
9. — : ,2002.— 364 . // .— 2008.— 3-4.— 162 .
10. -100: . / .— : ,2000.— 416 .
11. : . / . . , ... .— : ,2008.— 611 .
12. : . / . . , ... .— :« -  
»,2007.— 280 .

27.02.2012 . 60 84 1/8.

Times. . . . 10,5.

320 .

« . .»

95017, .  
,25, .(0652) 27-26-56