
349.6

Vorobyova Elena Ivanovna,
Doctor of Economics, professor,
Department of Public Finance and Banking,
V.I. Vernadsky Crimean Federal University,
Simferopol.

Vorobyov Yuri Nikolaevich,
Doctor of Economics, professor,
Department of Business Finance and Insurance,
V.I. Vernadsky Crimean Federal University,
Simferopol.

:

FORMATION OF THE REGION BUDGET: THEORY AND PRACTICE

The analysis of a situation in region economy is carried out. It is established that the economy of the region is influenced by an economic crisis in the country. It affects volumes of a gross regional product, the investments into fixed capital. It is shown that formation of the region budget depends on the size of tax revenues, and uncompensated aid from the federal budget. Among tax revenues only one tax on the income of natural persons had positive dynamics in recent years. The need of increase in the income of the population as important and reliable source of tax receipts in the income of the region budget is proved.

Keywords: budget, budget income, region budget, gross regional product, tax income of the budget.

... [2], ... [4, 5, 6], ... [7], ... [8], ... [9],
... [12], ... [13]

« ... » [3].

1)

2)

3)

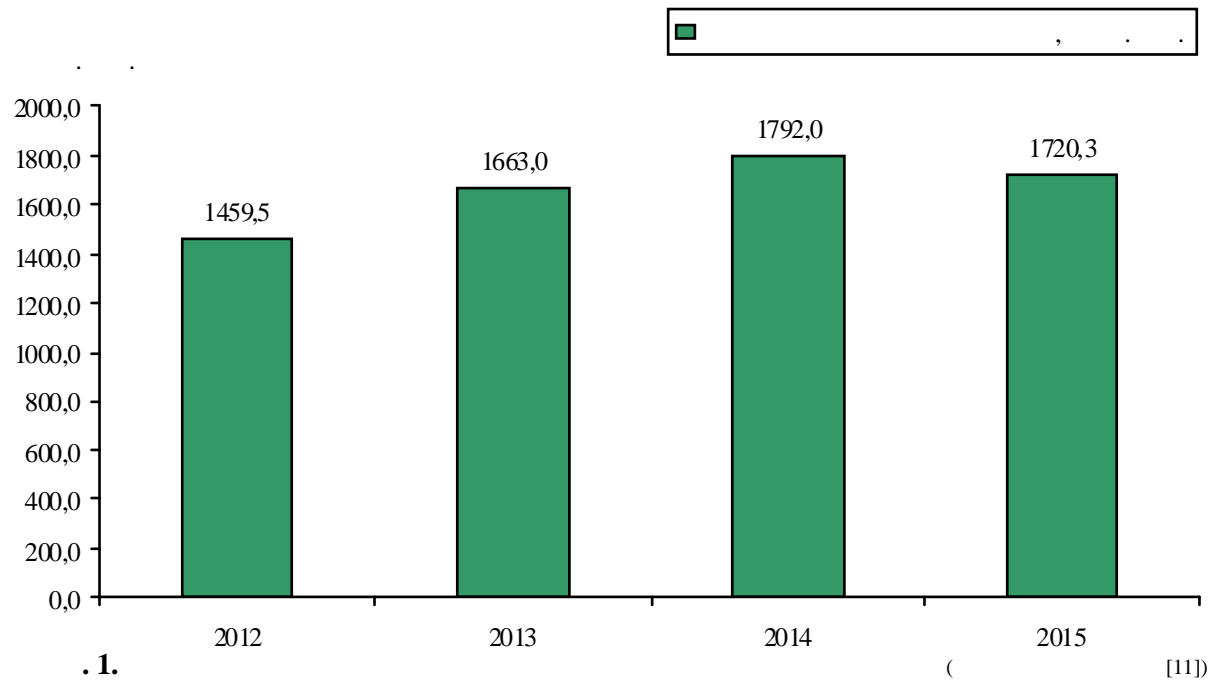
[1].

15-20% [2].

[7].

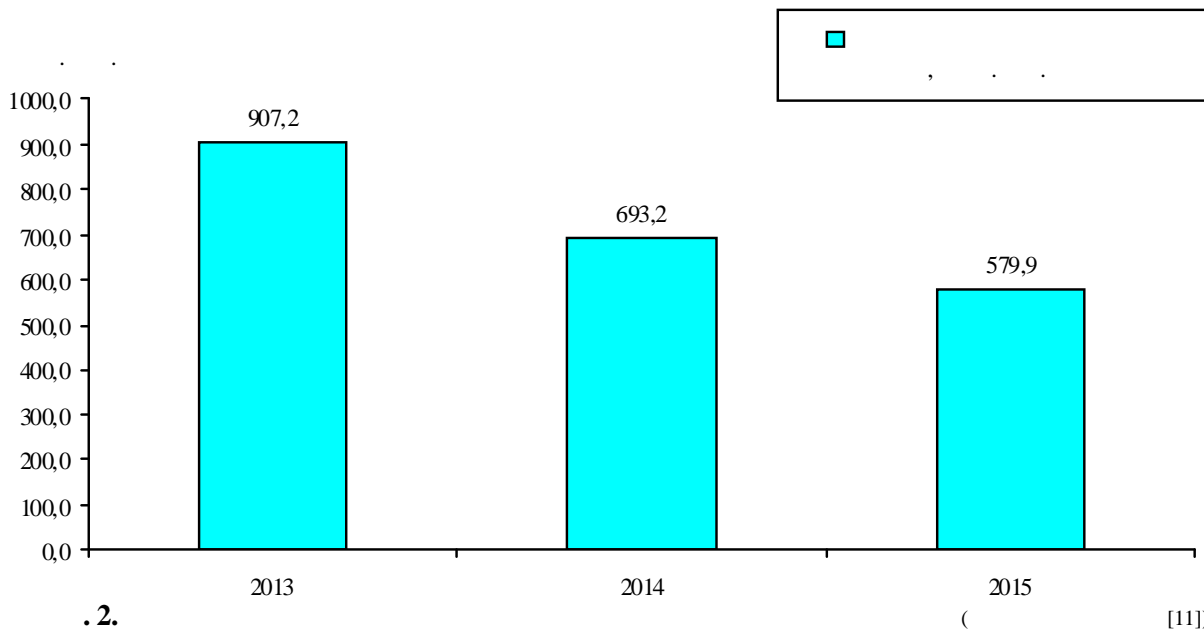
» [3].

(. 1).



. 1. ([11])
 2012-2015
 2012 2014
 2015
 2014

(. 2).



.2.

(

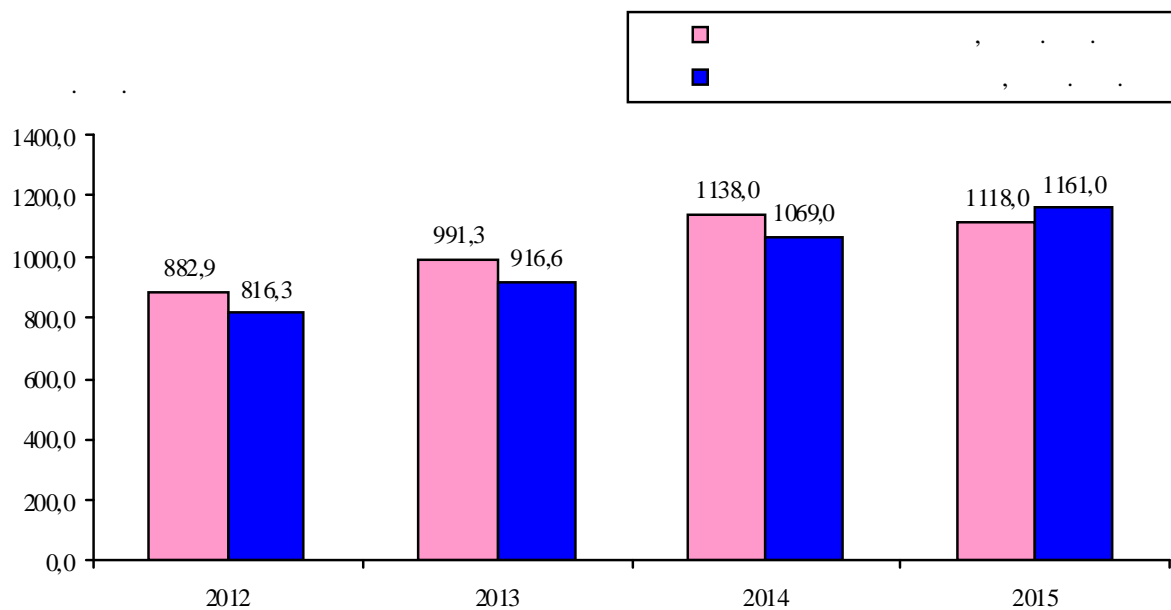
[11])

2012-2015

(.3).

(.1).

(



.3.

[11]

1.

2013

*

	%			%		
	2013	2014	2015	2013	2014	2015
1.	18,6	19,8	14,5	10,7	10,7	7,6
2.	17,6	17,1	17,9	18,1	18,0	19,0
3.	13,6	12,9	14,6	8,5	9,9	10,4
4.	11,4	9,6	10,2	3,7	4,0	4,1
5.	11,3	11,3	12,4	19,7	22,5	21,1
6.	6,6	7,8	8,7	9,8	5,0	10,6
7.	4,6	5,1	5,0	4,4	4,4	3,7
8.	4,4	4,8	4,7	4,0	4,3	3,8
9.	3,5	3,4	3,3	3,2	3,4	3,2
10.	3,3	2,8	3,1	1,3	1,2	1,9
11.	2,4	2,6	2,6	3,3	3,1	4,0
12.	1,4	1,8	2,1	4,2	4,0	4,6
13.	0,6	0,6	0,6	4,1	6,0	4,1
14.	0,6	0,3	0,2	4,9	3,5	1,9
15.	0,1	0,1	0,2	0,1	0,03	1,9
	100	100	100	100	100	100

*

[10]

2015

50,5%.

(.2).

2.

2013-2015 . *

	2013	2014	2015
1.	128800,0	143631	144129
2.	3000,0	3382,0	3215,0
3.	35100,0	35777,0	37315,0
	166980,0	182790,0	184659,0

* [10]

2013-2015
2015

-
-

498

2014

2015

2013-2015 (. 3).

3.

2013-2015

*

	2013	2014	2015
1.	34500,0	40696	35383
2.	40900,0	48626	49781
3.	19100,0	16583	16141
•	—	4487	4601
•	—	12096	11540
4.	9900,0	10860	11891
5.	17900,0	19803	22781
6.	4600,0	4938	6026
7.	—	188	230
8.	-	155	154
9.	1900,0	1782	1742
	128800,0	143631	144129

* [10]

2015

2014

-
1. — 2014. — 10. — .910-918. / . . . //
 2. — 2014. — 43 (229). — .27-39. // : . — 2014. — 43
 3. []. — 26.10.2016. : www.consultant.ru/document/cons_doc_LAW_19702/s/index.php (26.10.2016).
 4. : . — 2015. — 3 (7). / . — 2015. — 3 (7). — .86-91. //
 5. : . — 2015. — 6 (96). — .46-49. //
 6. : . — 2016. — 288 . / . . — 2016. — 288 .
 7. : . — 2016. — 3. — .239-246. / . . //
 8. : . — 2002. — 167 . : . , 2002. — 167 .
 9. : . — 2003. — 153 . : . / . . — 2003. — 153 .
 10. []. : www.minfinkubani.ru (26.10.2016).
 11. [] : www.economy.krasnodar.ru (26.10.2016).
 12. : . — 2015. / . — 2015. — 5 (41). — .147-158. //
 13. : . — 2016. — 8 (73). — .1046-1050. / . . //