

336.2

... ..  
... ..  
... ..

(2002 – 2007 .)

(2008 – 2010 .).

42% —

45,5%

19,2% 16,4%.

[9], [7]. [4], [10], [1], [2], [3], [8], [5], [6].

2002 2010 .

2002-2010 .

$$\bar{x} = \frac{x_1 + x_2 + \dots + x_n}{n}, \quad (1)$$

;  
 ;  
 n—  
 60  
 , n( ) 1) 10.

$$\bar{y} = \frac{y_1 + y_2 + \dots + y_m}{m}, \quad (2)$$

;  
 ;  
 m—  
 , m 2 2.

$$\bar{z} = \left( \frac{z_1}{m} + \frac{z_2}{m} + \dots + \frac{z_m}{m} \right) \times 100\%, \quad (3)$$

;  
 ( )

$$\bar{w} = \left( \frac{w_1}{m} + \frac{w_2}{m} + \dots + \frac{w_m}{m} \right) \times 100\%, \quad (4)$$

;  
 ;

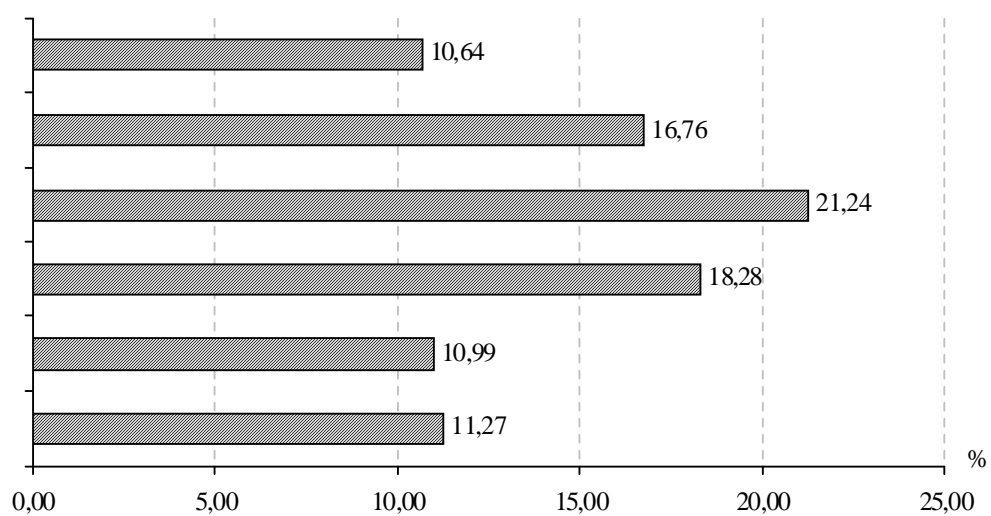
2002-2010 . .1-9.  
2002

I.

, % \*

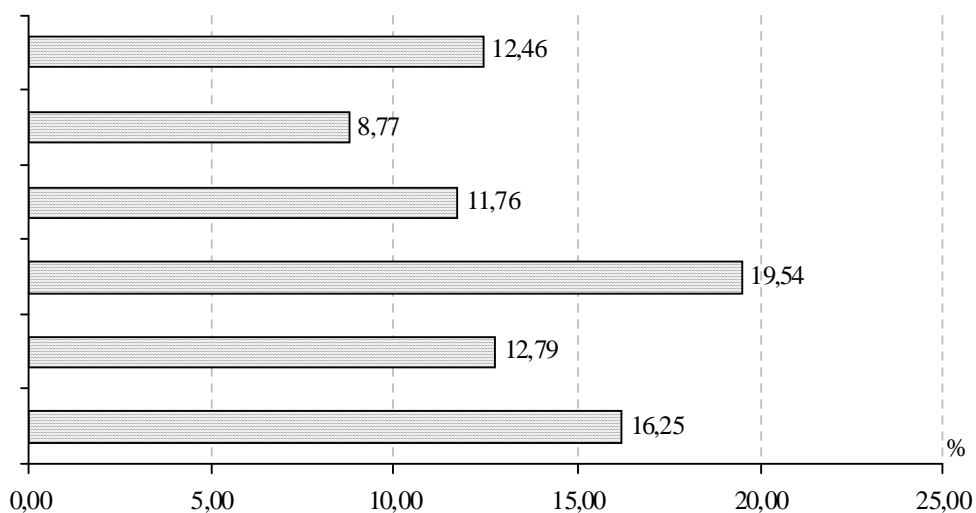
		1	2	3	4	5	6	7
1	2002	11,27	10,99	18,28	21,24	16,76	10,64	
2	2003	16,25	12,79	19,54	11,76	8,77	12,46	
3	2004	17,56	12,02	22,98	14,09	12,66	17,11	
4	2005	31,13	19,43	21,54	10,35	15,58	19,39	
5	2006	30,59	17,07	19,80	11,71	20,37	22,22	
6	2007	24,29	16,65	16,86	14,46	20,48	18,37	
7	2008	23,80	17,59	15,26	8,70	19,89	19,18	
8	2009	12,61	14,12	14,46	5,97	10,85	14,64	
9	2010	11,71	12,46	9,04	6,84	10,97	18,26	

\*



. I.

2002 . ( )

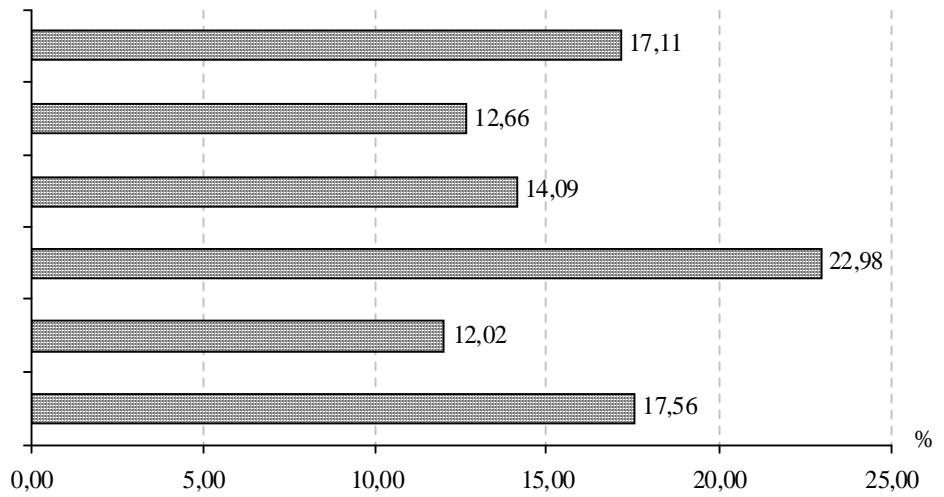


. 2.

2003 . ( )

2003

. 2,

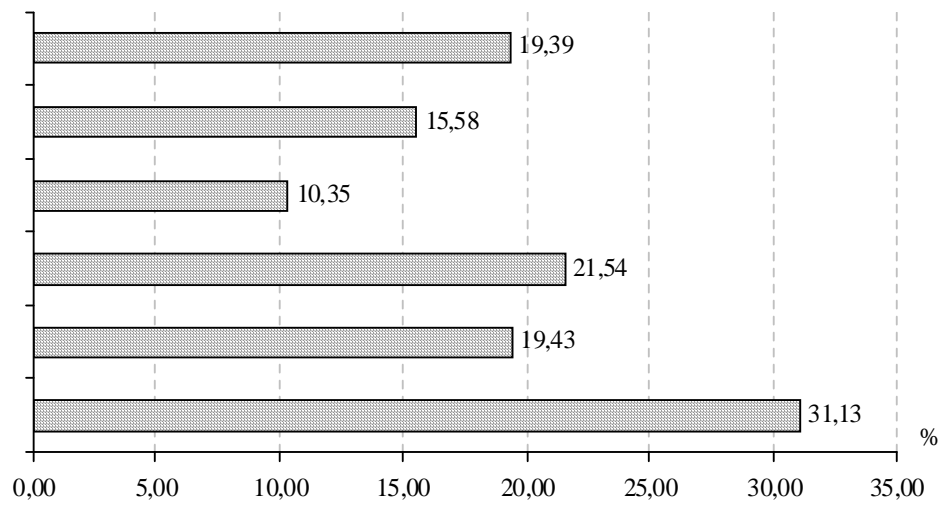


. 3.

2004 . ( )

2004

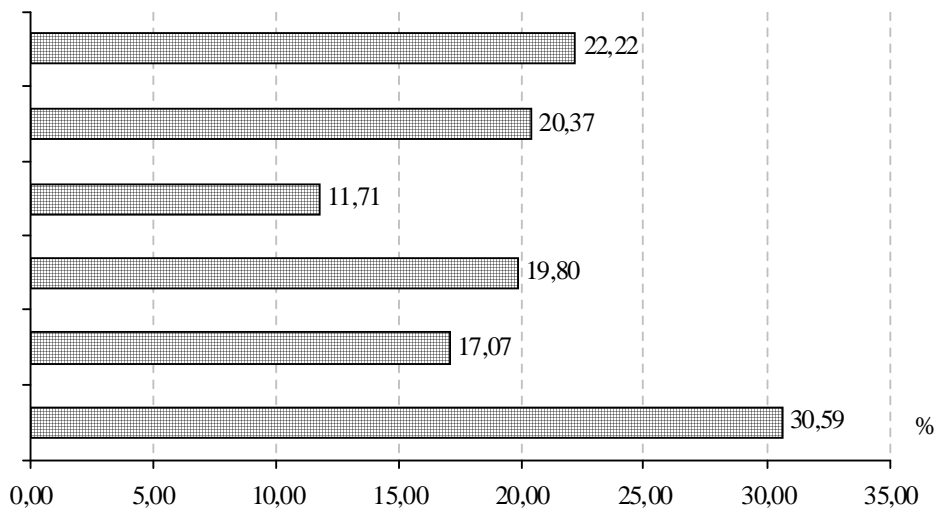
9



. 4.

2005 . ( )

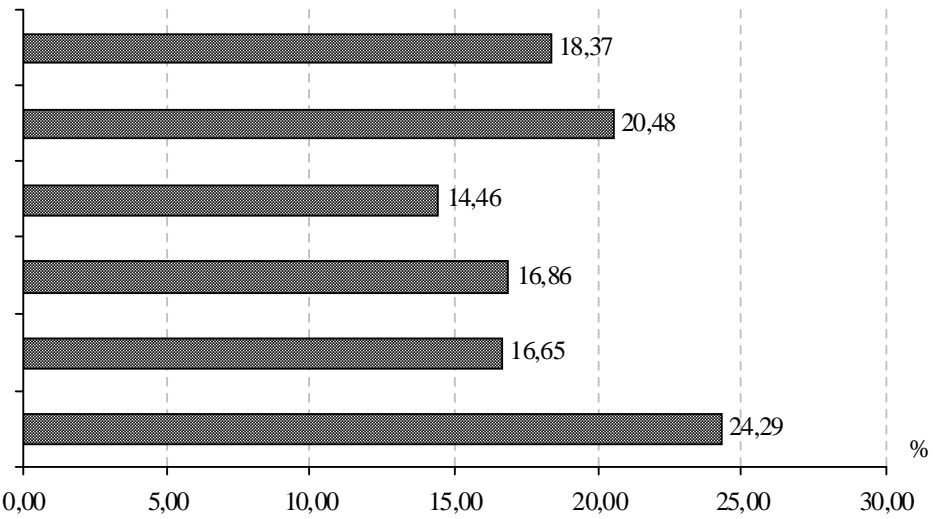
2005-2006 .



. 5.

2006 . ( )

2007



. 6.

2007 . ( )

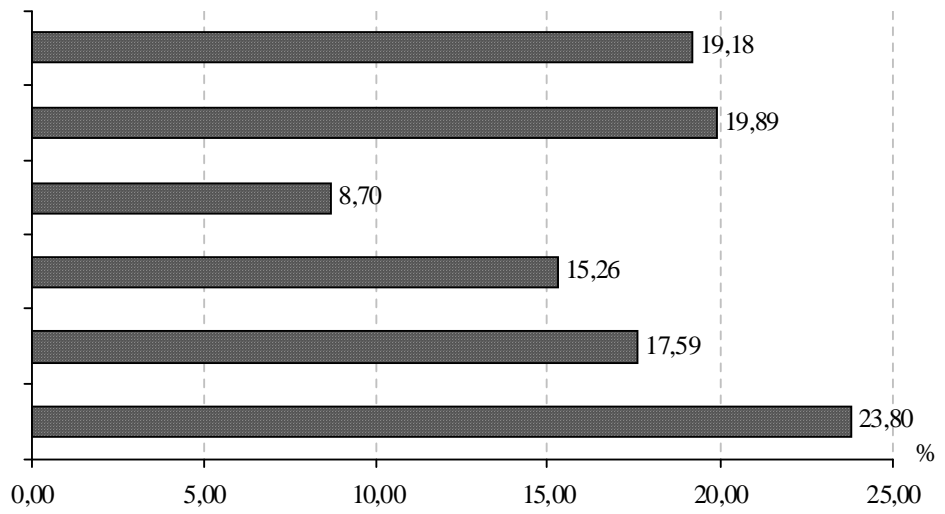
18,88% 20,78% 2005 2006 ., 9,83%,

2008

2009

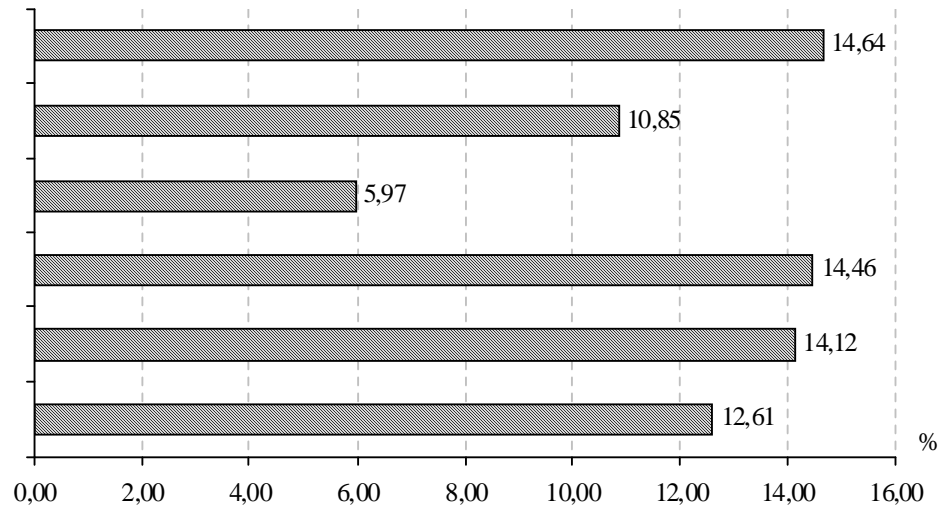
( , , . )

(14%).



. 7.

2008 . ( )



. 8.

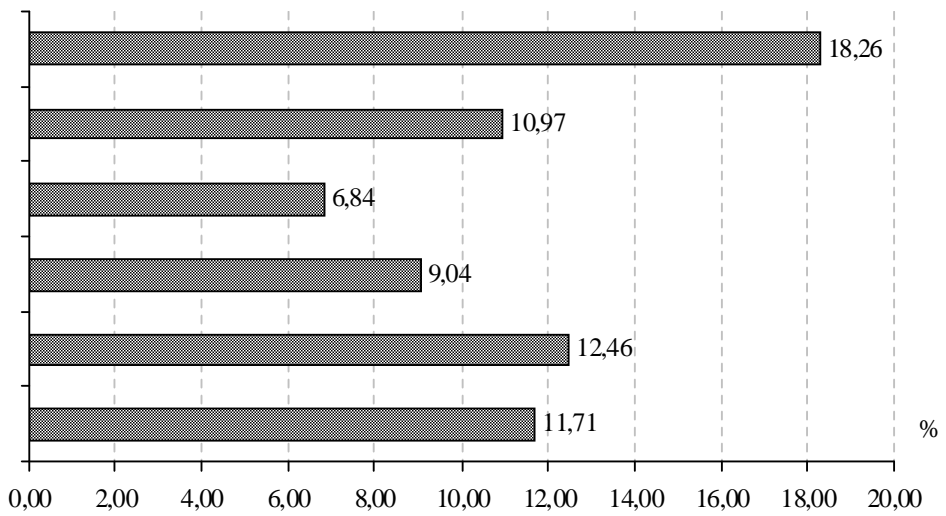
2009 . ( )

( . 10).

2005-2006 .,

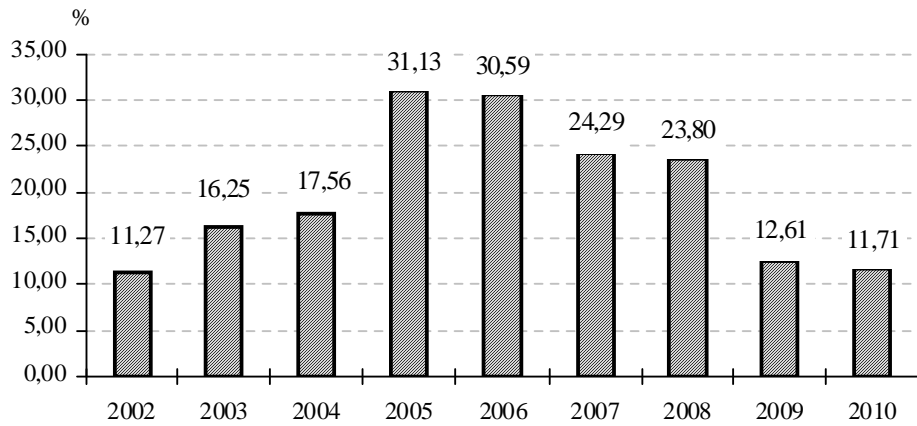
2009-2010 . —

9



. 9.

2010 . ( )



. 10.

( )

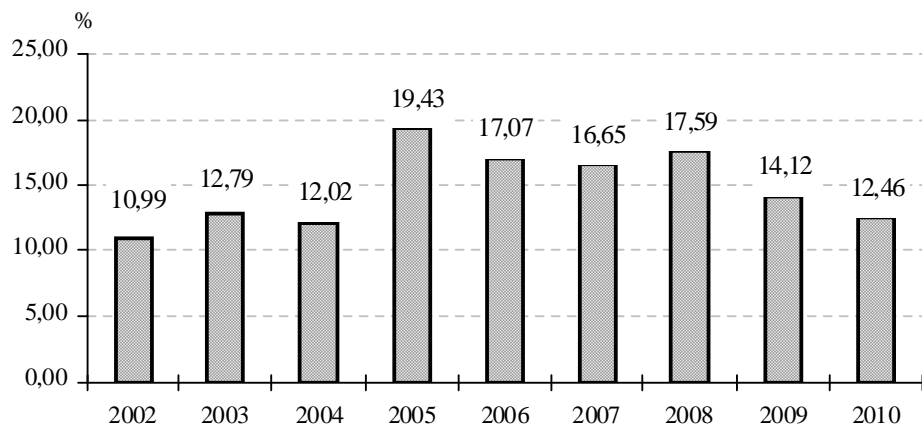
2009-2010 .

11 19

2005-2006 . 2008

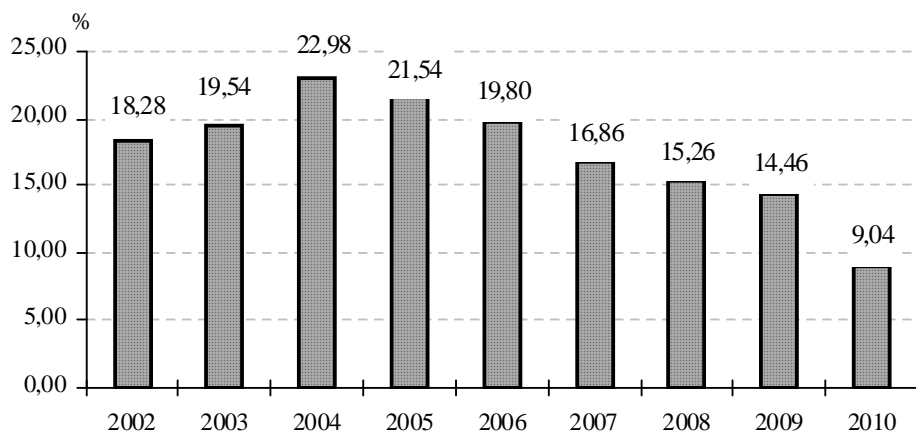
6,84%.

. 13 2010



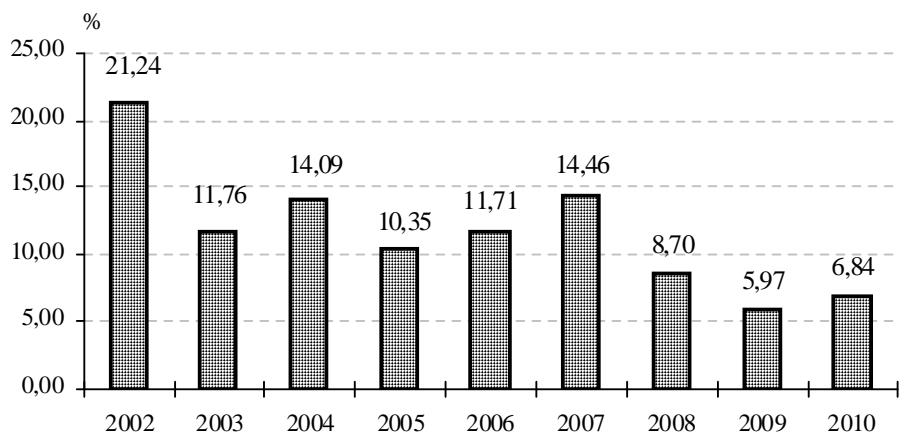
. 11.

( )



. 12.

( )



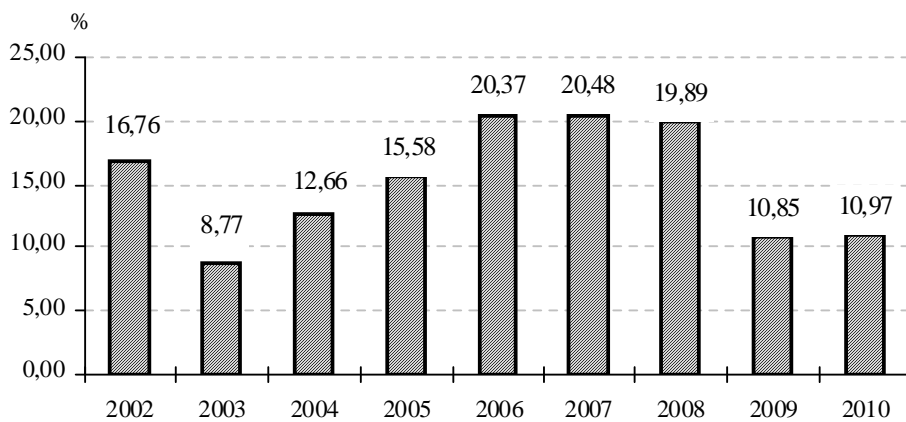
. 13.

( )

2010 .,

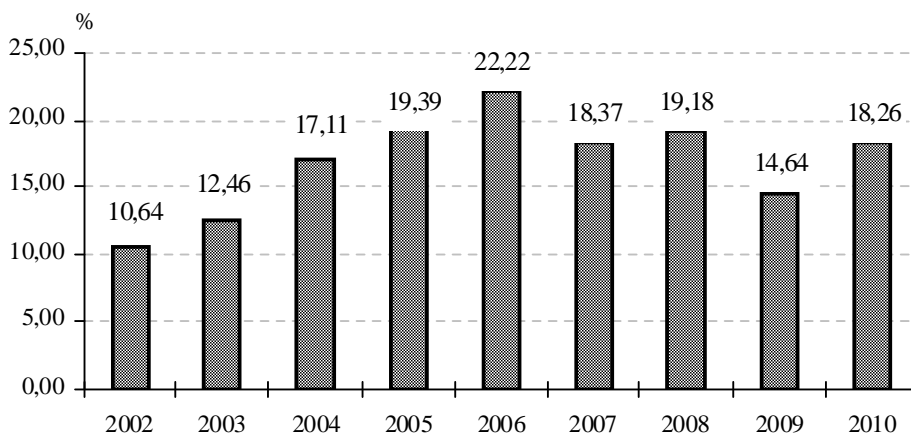
2002-





. 14.

( )



. 15.

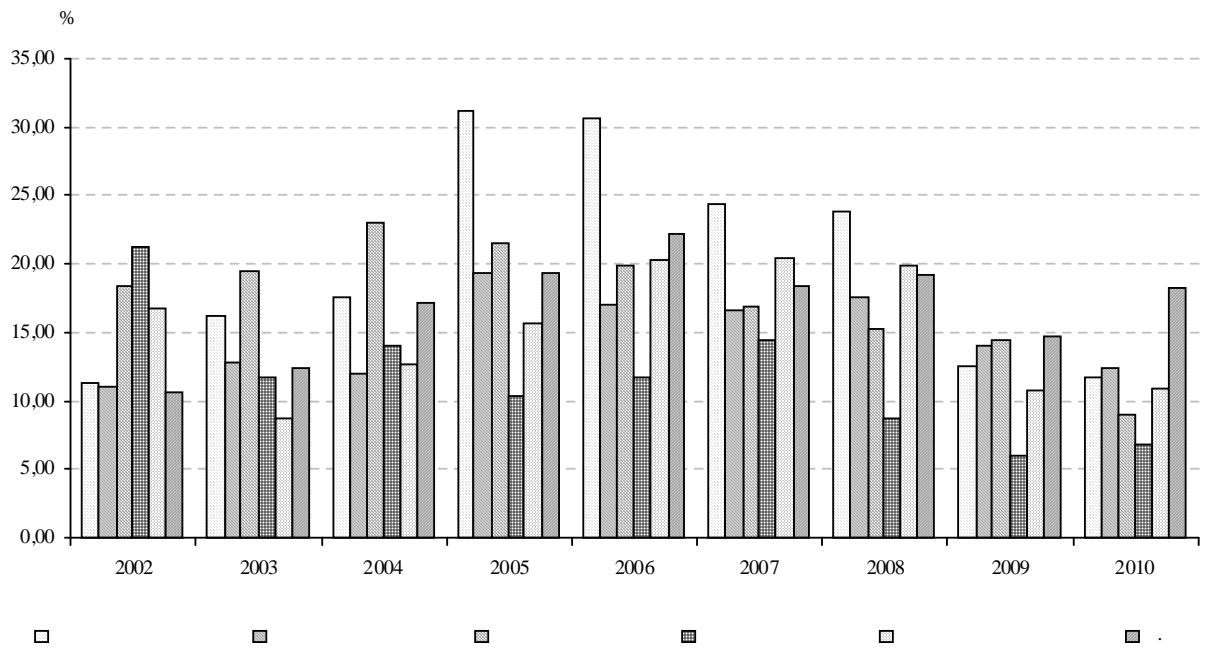
( )

2006

2007-2008

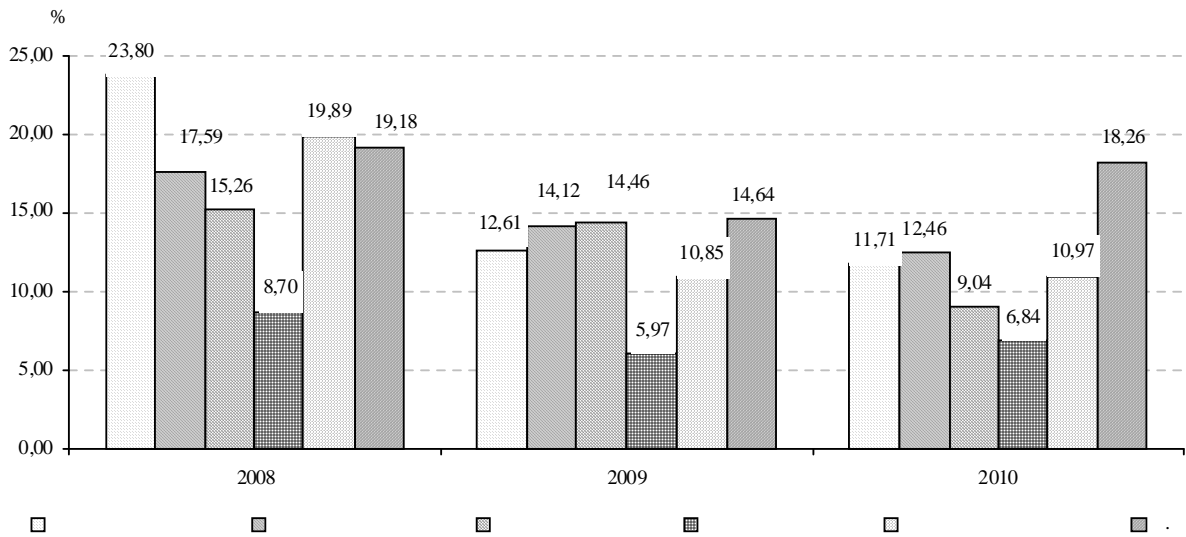
17,4% 2008 11,5% 2010

. 16 17,



. 16.

2002-2010 . ( )



. 17.

2008-2010 . ( )

---

2008 2010 . 5-6

1. « ».— 2010.— 683.— 331-337.
2. : / . . . . ;
3. — ., 2008.— 172 с.
4. / . . . . — ., 2004.— 207 .
- « ».— 2001.— 448 .
5. : . . . . / . . . . ;
6. — , 2004.— 215 .
7. / . . . . — : , 2002.— 220 .
- 2015 / . . . . // : - .
- 2007.— 1.— 3.
8. / . . . . , . . . . — [ . ].— : <http://www.inventure.com.ua>.
9. — [ . . . . ] — : <http://www.business.ua>.
10. — « — 2011». / . . . . // . — [ . ].— : [http://www.rusnauka.com/8\\_DN\\_2011/Economics](http://www.rusnauka.com/8_DN_2011/Economics).